


## Scrubber / scrubber driers – programmed to shine.

Kärcher scrubber driers are indispensable assets for all businesses. They are ideal for flawless cleaning and care of both hard and resilient floors, from deep cleaning via maintenance care to polishing. Flawless on flat areas and on the edges. The result is always perfectly cleaned and cared-for floors, with a clean, hygienic gleam.





**Brush Colors**

Disc brushes and roller brushes come in different colors for easy selection of brushes or discs with the required characteristics: white = soft, black = hard.

**1 Sample disc brushes can be ordered with**

■ Order No.: 6.907-160.0

**2 Sample roller brushes can be ordered with**

■ Order No.: 4.762-429.0

**3 The round solution for cleaning resilient floors**

■ The roller pad is a logical development of the roller system. Pads are available in different degrees of hardness for diverse floor coverings for cleaning and polishing.

|   | Roller brush system BR |     | Microfiber roller | Disc system |     |                |
|---|------------------------|-----|-------------------|-------------|-----|----------------|
|   | Brush                  | Pad |                   | Brush       | Pad | Microfiber pad |
| <b>Basic cleaning</b>                                 |                        |     |                   |             |     |                |
| Linoleum  | ■                      | ■   |                   | ■           | ■   |                |
| PVC, vinyl, synthetic resin coatings                  | ■ ■                    | ■   |                   | ■           | ■   |                |
| Dark marble, granite, smooth ground terrazzo          | ■                      | ■   |                   | ■           | ■   |                |
| Light/white marble                                    | ■                      |     |                   | ■           |     |                |
| Granite, porphyry, stone carpet - structured          | ■                      |     |                   |             |     |                |
| Tiles, glazed bricks                                  | ■ ■                    | ■   |                   | ■           | ■   |                |
| Fine stoneware  | ■ ■                    | ■   | ■                 | ■           | ■   | □              |
| Studded rubber  | ■                      |     |                   |             |     |                |
| Carpets   | ■                      |     |                   | ■           |     |                |
| <b>Maintenance cleaning</b>                           |                        |     |                   |             |     |                |
| Linoleum  | ■                      | ■   | ■                 | ■           | ■   | □              |
| PVC, vinyl, synthetic resin coatings                  | ■                      | ■   | ■                 | ■           | ■   | □              |
| Marble, granite, smooth ground terrazzo               | ■                      | ■   | ■                 | ■           | ■   | □              |
| Granite, porphyry, stone carpet - structured          | ■                      |     |                   |             |     |                |
| Tiles, glazed bricks                                  | ■                      | ■   | ■                 | ■           | ■   | □              |
| Fine stoneware  | ■                      | ■   | ■                 | ■           | ■   | □              |
| Studded rubber  | ■                      |     |                   |             |     |                |
| <b>Diamond cleaning system</b>                        |                        |     |                   |             |     |                |
| Synthetic resin coatings, PUR                         |                        |     |                   |             | ■ ■ |                |
| Marble, granite; terrazzo, travertine, ground         |                        |     |                   |             | ■ ■ |                |
| <b>Polishing</b>                                      |                        |     |                   |             |     |                |
| Linoleum  | □                      | ■   |                   | □ ■         | ■ ■ |                |
| PVC, vinyl, synthetic resin coatings                  | □                      | ■   |                   | □ ■         | ■ ■ |                |
| Marble, granite, smooth ground terrazzo               | □                      | ■   |                   | □ ■         | ■ ■ |                |
| Granite, porphyry, stone carpet - structured          |                        |     |                   |             |     |                |
| Sealed parquet  | □                      | ■   |                   | □           | ■ ■ |                |
| Studded rubber  | □                      |     |                   | □           |     |                |
| Terracotta  | □                      |     |                   | ■           |     |                |
| <b>Interim cleaning</b>                               |                        |     |                   |             |     |                |
| Carpets   |                        |     |                   |             |     | □              |
| <b>Crystallising</b>                                  |                        |     |                   |             |     |                |
| Marble, terrazzo and other lime-based floor coverings | ■ ■                    |     |                   |             | ■ ■ |                |
| <b>Pad and brush colors</b>                           |                        |     |                   |             |     |                |

□ White ■ Beige ■ Natural ■ Yellow ■ Blue ■ Green ■ Red ■ Silver ■ Black □ Blue/white (microfiber) ■ Bronze ■ Orange ■ Brown ■ Violet

1) For shiny marble (alkalinity < pH 11). 2) For removing cement residues. 3) Only disc system.

## BDS 43/175 C, BDS 51/175 C, BDS 51/175-300 C



### Engineered for rugged dependability.

Kärcher's line of commercial-duty floor machines are built to endure the rigorous demand of commercial cleaning with rugged construction and durable time-tested components. Utilizing cast aluminum housings rather than poly or stamped frames, the BDS machines are available in single and dual speed models.



#### 1 Performance

- New startup capacitor and run capacitor are more robust for greater efficiency operation
- Single motor with new die cast aluminum housing for smoother operation and better protection of the machine
- Single and dual speed models available

#### 2 Convenient

- New, stronger handle housing for smoother operation and longer life.
- Fully adjustable handle height system for ease of use
- Large non-marking wheels for hygiene, easy transport and protection of flooring

#### 3 Safety

- New cord strain relief system minimizes cord breaks, kinks and tears
- Mechanical safety interlock prevents accidental start-ups
- Built-in circuit breaker protects the motor

# Technical data and equipment

|  | BDS 43/175 C   | BDS 51/175 C   | BDS 51/175-300 C  |
|--|--|--|---|
|  | <ul style="list-style-type: none"> <li>■ 66" frame, AC motor</li> <li>■ Dual capacitors for high-efficiency operation</li> <li>■ Rugged cast aluminum base full protective bumper</li> </ul> | <ul style="list-style-type: none"> <li>■ All-steel triple planetary gear transmission</li> <li>■ Sure grip handle height adjustment</li> <li>■ Durable cast aluminum switch housing</li> </ul> | <ul style="list-style-type: none"> <li>■ Adjustable handle height</li> <li>■ Two speeds for increased productivity</li> <li>■ Cast aluminum base</li> </ul> |
| <b>Technical data</b>                                  |  |  |   |
| <b>Pad speed</b>                                       | 175 rpm  | 175 rpm  | 175-300 rpm   |
| <b>Pad diameter</b>                                    | 17" (430 mm)   | 20" (510 mm) for Dual Speed Machine  | 20" (510 mm) with Clutch Plate  |
| <b>Pad drive diameter</b>                              | 16" (410 mm) Rigid   | 19" (480 mm)   | 19" (480 mm)  |
| <b>Optional brushes</b>                                | Nylon, Polypropylene, mild or aggressive grit  | Nylon, Polypropylene, mild or aggressive grit  | Nylon, Polypropylene, mild or aggressive grit   |
| <b>Motor</b>   | 1.5 hp single speed, 175 rpm   | 1.5 hp single speed, 175 rpm   | 1.75 hp (1305 watt), dual speed, 300 rpm, DC  |
| <b>Construction</b>                                    | Die cast aluminum motor base and handle housing  | Die cast aluminum motor base and handle housing  | Die cast aluminum motor base and handle housing   |
| <b>Hand tube</b>                                       | 1.5" (4 cm) cold rolled steel and non-marking PVC grips  | 1.5" (4 cm) cold rolled steel and non-marking PVC grips  | 1.5" (4 cm) cold rolled steel and non-marking PVC grips   |
| <b>Wheels</b>  | Two, 5" (127 mm) x 1.25" (30 mm) non-marking   | Two, 5" (127 mm) x 1.25" (30 mm) non-marking   | Two, 5" (127 mm) x 1.25" (30 mm) non-marking  |
| <b>Electric rating</b>                                 | 115 V, 60 Hz   | 115 V, 60 Hz   | 115 V, 60 Hz  |
| <b>Weight</b>  | 112 lbs (51 kg)  | 112 lbs (51 kg)  | 112 lbs (51 kg)   |
| <b>Dimensions (L x W x H)</b>                          | 23" x 18" x 47"<br>(580 mm x 460 mm x 1190 mm)   | 24.5" x 21" x 47"<br>(620 mm x 530 mm x 1190 mm)   | 24.5" x 21" x 47"<br>(620 mm x 530 mm x 1190 mm)  |
| <b>Equipment</b>                                       |  |  |   |
| <b>High mounted handle lock / Height adjustment</b>    | ■ n  | ■ n  | ■ n   |
| <b>Heavy duty construction, Non-marking PVC bumper</b> | ■ n  | ■ n  | ■ n   |
| <b>Dual main switch levers</b>                         | ■ n  | ■ n  | ■ n   |
| <b>Thumb activated safety interlock</b>                | ■ n  | ■ n  | ■ n   |
| <b>Order No.</b>                                       | <b>1.009-091.0</b>   | <b>1.009-092.0</b>   | <b>1.009-094.0</b>  |

■ Included in delivery.

## Options

### BDS 43/175 C

| Order No.   | Description                                      |
|-------------|--|
| 8.600-012.0 | Pad Driver, 17" with Clutch Plate, Floor Machine |
| 8.600-507.0 | Lock, pad center snap, two step                  |
| 8.600-062.0 | Polisher tank kit                                |
| 8.600-011.0 | Brush, 17" POLY W/CP U19564                      |
| 8.600-014.0 | Brush, 17" NYL.POL W/CP U19563                   |
| 8.628-380.0 | Brush, 17" NYL.SCRUB W/CP U19562                 |
| 8.600-013.0 | Brush, 17" MILD GRIT W/CP U19565                 |
| 8.628-371.0 | Brush, 17" AGG. GRIT W/CP U19566                 |
| 8.625-258.0 | Sanding disk, 17"                                |

### BDS 51/175 C, BDS 51/300 C

| Order No.   | Description                                      |
|-------------|--|
| 8.628-429.0 | Pad Driver, 20" for Dual Speed Machine           |
| 8.628-430.0 | Pad Driver, 20" with Clutch Plate, Floor Machine |
| 8.600-507.0 | Lock, pad center snap, two step                  |
| 8.600-062.0 | Polisher tank kit                                |
| 8.628-379.0 | Brush, 20" NYL.POL. W/CP U19555                  |
| 8.628-377.0 | Brush, 20" NYL.SCRUB W/CP U19554                 |
| 8.628-378.0 | Brush, 20" MILD GRIT W/CP U19557                 |
| 8.628-369.0 | RSBrush, 20" AGG.GRIT W/C.P. U19558              |
| 8.625-259.0 | Sanding disk, 20"                                |
| 8.628-370.0 | Brush, 20" POLYPRO W/CP U19556                   |
| 8.628-388.0 | Brush, 20" CARPET SHAMPOO                        |

## BDP 51/1500 C, BDP 51/2000 C



### Power and versatility for buffing and polishing.

Kärcher's line of commercial-duty high speed burnishers are engineered with a full-adjustable handle system. Each is designed with a built-in circuit breaker and fuse system to protect the motor. Its rugged case aluminum base and switch housing and non-marking bumper help to protect the machine as well as your facility.

## Technical data and equipment

|  | BDP 51/1500 C   | BDP 51/2000 C  |
|--|---|--|
|  | <ul style="list-style-type: none"> <li>■ 20" burnishing path</li> <li>■ Low profile design</li> <li>■ Adjustable handle</li> <li>■ UL listed to U.S. &amp; Canadian safety standards</li> </ul> | <ul style="list-style-type: none"> <li>■ Powerful and versatile</li> <li>■ Passive dust control</li> <li>■ Built-in circuit breaker and fuse system to protect motor</li> <li>■ UL listed to U.S. and Canadian safety standards</li> </ul> |
| <b>Technical data</b>                                  |   |  |
| <b>Working width</b>                                   | 20" (510 mm)  | 20" (510 mm)   |
| <b>Pad Drive diameter</b>                              | 19" (480 mm) Rigid  | 20" (510 mm) Rigid   |
| <b>Motor</b>   | 1.75 hp (1305 watt) single speed, permanent magnet DC motor   | 1.5 hp (1119 watt) single speed, permanent magnet DC motor   |
| <b>Optional brushes</b>                                | Nylon, Polypropylene, Mild or aggressive grit   | Nylon, Polypropylene, Mild or aggressive grit  |
| <b>Pad speed</b>                                       | 1500 rpm  | 2000 rpm   |
| <b>Electric rating</b>                                 | 115V, 60 Hz   | 115V, 60 Hz  |
| <b>Weight</b>  | 92 lbs (41.5 kg)  | 81 lbs (37 kg)   |
| <b>Handle tube</b>                                     | 1.5" (40 mm) cold rolled steel  | 1.5" (40 mm) cold rolled steel   |
| <b>Cable</b>   | 50' (15 m) 14/3 with strain relief  | 75' (23 m)   |
| <b>Wheels</b>  | Four, 5" (127 mm) x 1.25" (30 mm) non-marking   | Four, 5" (127 mm) x 1.25" (30 mm) non-marking  |
| <b>Dimensions (L x W x H)</b>                          | 16.5" x 13" x 43.5"<br>(785 mm x 545 mm x 1220 mm)  | 21.5" x 17" x 46.5"<br>(810 mm x 610 mm x 1230 mm)   |
| <b>Equipment</b>                                       |   |  |
| <b>High mounted handle lock / Height adjustment</b>    | ■ n   | ■ n  |
| <b>Heavy duty construction, Non-marking PVC bumper</b> | ■ n   | ■ n  |
| <b>Dual main switch levers</b>                         | □   | □  |
| <b>Thumb activated safety interlock</b>                | □   | □  |
| <b>Order No.</b>                                       | <b>9.840-470.0</b>  | <b>9.840-468.0</b>   |

■ Included in delivery. □ Accessories available.

# Accessories

High-quality Kärcher accessories feature long service lives and simple handling that lead to excellent results in daily use of the single disc machine.

## Optional Accessories

| Product name    | Order No.   | Description  | Price        |
|-----------------|-------------|--|--------------|
| Pad             | 8.622-247.0 | Pad, Driver, 20" Burnisher                                 | <<86222470>> |
| Dust Filter Bag | 8.600-139.0 | Replacement Dust Filter Bag, package of 10 (BDP 51/2000 C) | <<86001390>> |

|                       | Order No.   | Description   | BDS 43/175 C             | BDS 51/175 C             | BDS 51/175/300 C         | BDP 51/1500 C            | BDP 51/2000 C            |
|-----------------------|-------------|---|--------------------------|--------------------------|--------------------------|--------------------------|--------------------------|
| <b>Disc Brushes</b>   |             |   |                          |                          |                          |                          |                          |
|                       | 8.600-014.0 | Brush, 17" (432 mm) Nylon Polishing with Clutch Plate, soft | <input type="checkbox"/> |                          |                          |                          |                          |
|                       | 8.628-380.0 | Brush, 17" (432 mm) Nylon Scrub with Clutch Plate, medium   | <input type="checkbox"/> |                          |                          |                          |                          |
|                       | 8.600-013.0 | Brush, 17" (432 mm) Mild Grit with Clutch Plate, hard       | <input type="checkbox"/> |                          |                          |                          |                          |
|                       | 8.628-371.0 | Brush, 17" (432 mm) Aggressive Grit with Clutch Plate       | <input type="checkbox"/> |                          |                          |                          |                          |
|                       | 8.600-011.0 | Brush, 17" (432 mm) Polypro with Clutch Plate, soft         | <input type="checkbox"/> |                          |                          |                          |                          |
|                       | 8.625-258.0 | Sanding Disc, 17" (432 mm), medium                          | <input type="checkbox"/> |                          |                          |                          |                          |
|                       | 8.628-379.0 | Brush, 20" (508 mm) Nylon Polishing with Clutch Plate, hard |                          | <input type="checkbox"/> | n                        |                          |                          |
|                       | 8.628-377.0 | Brush, 20" (508 mm) Nylon Scrub with Clutch Plate           |                          | <input type="checkbox"/> | n                        |                          |                          |
|                       | 8.628-378.0 | Brush, 20" (508 mm) Mild Grit with Clutch Plate             |                          | <input type="checkbox"/> | n                        |                          |                          |
|                       | 8.628-369.0 | Brush, 20" (508 mm) Aggressive Grit with Clutch Plate       |                          | <input type="checkbox"/> | n                        |                          |                          |
|                       | 8.628-370.0 | Brush, 20" (508 mm) Polypro with Clutch Plate               |                          | <input type="checkbox"/> | n                        |                          |                          |
|                       | 8.628-388.0 | Brush, 20" (508 mm) Nylon carpet shampoo with Clutch Plate  |                          | <input type="checkbox"/> | n                        |                          |                          |
|                       | 8.625-259.0 | Sanding Disc, 20" (508 mm)                                  |                          | <input type="checkbox"/> | n                        |                          |                          |
| <b>Pad Drivers</b>    |             |   |                          |                          |                          |                          |                          |
|                       | 8.600-012.0 | Pad Driver, BDS 43/175 C (17"/432 mm Machines)              | <input type="checkbox"/> | n                        |                          |                          |                          |
|                       | 8.628-430.0 | Pad Driver, BDS 51/175 C (20"/508 mm Machines)              |                          | <input type="checkbox"/> |                          |                          |                          |
|                       | 8.628-429.0 | Pad Driver, BDP 51/175 C (20"/508 mm Machines)              |                          |                          | <input type="checkbox"/> | n                        |                          |
|                       | 8.600-507.0 | Center Lock   | <input type="checkbox"/> | <input type="checkbox"/> | <input type="checkbox"/> | <input type="checkbox"/> | <input type="checkbox"/> |
|                       | 8.624-674.0 | Center Lock (Blue)  | <input type="checkbox"/> | <input type="checkbox"/> | <input type="checkbox"/> | <input type="checkbox"/> | <input type="checkbox"/> |
| <b>Solution Tanks</b> |             |   |                          |                          |                          |                          |                          |
|                       | 8.600-062.0 | 4 Gallon (15 liter) Solution Tank                           |                          |                          |                          |                          |                          |

■ Included in delivery. □ Option

## BRS 40/1000 C



### All-round scrubbers with the benefits of roller brushes.

These innovative machines with counter-rotating rollers are suitable for deep and maintenance cleaning on hard surfaces and for stripping, crystallising, shampooing and polishing.



#### 1 Will not move of its own accord thanks to counter-rotating rollers.

- Unlike single-disc machines, the machine will not drift.
- Even inexperienced staff can maneuver this machine simply and safely.
- This makes it easy to clean even edges and corners.

#### 2 Low machine height

- Thanks to the horizontally positioned motor, the cleaning head is only 5.3" high, meaning that it can reach under furniture, radiators, partition walls or wall-mounted toilets.

# Technical data and equipment

## BRS 40/1000 C

- Flattest machine in its class
- With counter-rotating rollers
- Includes a 2.6 gallon fresh water tank

### Technical data

|   |  |
|---|--|
| <b>Working width</b>                        | 16" (400 mm)                               |
| <b>Brushes</b>                              | Two 16" (400 mm) - Cylindrical             |
| <b>Max. area performance</b>                | 4,306 ft <sup>2</sup> / hr                 |
| <b>Motor rating</b>                         | 1100 watts                                 |
| <b>Pad rotation speed</b>                   | 650 rpm                                    |
| <b>Power supply</b>                         | 115V, 60Hz                                 |
| <b>Solution capacity</b>                    | 2.5 gallons (10 l)                         |
| <b>Noise level</b>                          | 73 dBA                                     |
| <b>Power cord</b>                           | 24" (800 mm)                               |
| <b>Weight</b>                               | 56 lbs (27kg)                              |
| <b>Solution flow</b>                        | .25-.3 gallons / min (1-1.2 l / min)       |
| <b>Dimensions, base station (L x B x H)</b> | 20" x 18" x 47" (520 mm x 470 mm x 250 mm) |

### Equipment

|                         |                    |
|-------------------------|--------------------|
| <b>Traction drive</b>   | -                  |
| <b>Mains operation</b>  | ■                  |
| <b>Tank, optional</b>   | ■                  |
| <b>Roller brush</b>     | □                  |
| <b>Transport wheels</b> | ■                  |
| <b>Order No.</b>        | <b>1.783-332.0</b> |

■ Included in delivery. □ Accessories available.

### Optional Accessories

| Product name | Order No.   | Description   |
|--------------|-------------|---|
| Roller Brush | 4.762-250.0 | Roller Brush, white (2 required)                                      |
| Roller Brush | 4.762-458.0 | Roller Brush, orange (2 required)                                     |
| Roller Brush | 4.762-251.0 | Roller Brush, green(2 required)                                       |
| Roller Brush | 4.762-252.0 | Roller Brush, natural bristle (2 required)                            |
| Roller Brush | 4.762-254.0 | Roller Brush, red (includes set of 2)                                 |
| Roller Brush | 4.762-228.0 | Roller Brush, black (includes set of 2)                               |
| Roller Pad   | 4.114-004.0 | Roller Pad (sleeve not included) 2 required                           |
| Roller Pad   | 4.762-274.0 | Roller Pad, with yellow sleeve (2 required)                           |
| Roller Pad   | 4.762-481.0 | Roller Pad, with green sleeve (2 required)                            |
| Roller Pad   | 6.369-724.0 | Roller Pad, with red sleeve (2 required)                              |
| Roller Pad   | 6.369-725.0 | Roller Pad, with white sleeve (2 required)                            |
| Roller Brush | 6.369-726.0 | Roller Brush, carpet, carpet brush for loop-pile carpets (2 required) |
| Roller Pad   | 6.369-727.0 | Roller Pad, microfiber (2 required)                                   |



## BR 30/4 C



### For cleaning small areas.

The BR 30/4 C provides a far more efficient and hygienic alternative to manual mopping and scrubbing. Ideal for use on hard floors and tile, the BR 30/4 C has been engineered to be easy to transport and even easier to use and is perfect for use in institutions, restaurants, schools, stores and even homes to maintain the appearance of floors and keep your premises sanitary.



#### 1 High-speed rotating roller brushes

- With 10 times the contact pressure of manual cleaning systems.
- Roller brush also cleans structured surfaces and in crevices.
- Roller assists forward movement for easy cleaning.

#### 2 Instantly dry

- Soft squeegees leave floors instantly dry - in forward and reverse.
- Floor is instantly usable.
- Vacuum can be switched off per foot pedal for intensive cleaning

#### 3 Low 4" Profile

- Allows scrubbing in areas inaccessible to other machines

#### 4 Tanks are removable

- Practical fresh water tank can be removed separately and filled in a small sink.
- Dirty water tank can be removed separately and, for example, emptied into a sink.
- Tanks can be removed separately or together. Includes handle for easy transport.
- Allows scrubbing in areas inaccessible to other machines

# Technical data and equipment

## BR 30/4 C

- Vacuum-off ability
- Cleans forwards and backwards

### Technical data

|                               |   |
|-------------------------------|---|
| <b>Working width, brush</b>   | 12" (300 mm)                                    |
| <b>Working width, vacuum</b>  | 12" (300 mm)                                    |
| <b>Brushes</b>                | One, 12" (300 mm) - Cylindrical                 |
| <b>Brush diameter</b>         | 2.4" (60 mm)                                    |
| <b>Motor rating</b>           | 1.1 hp (850 W)                                  |
| <b>Tank (fresh/dirty)</b>     | 1 gallon (4 l)                                  |
| <b>Brush contact pressure</b> | 1.4 psi (100 g/cm <sup>2</sup> ) / 16.5 lbs     |
| <b>Brush rotation speed</b>   | 1550 rpm  |
| <b>Max. area performance</b>  | 2,150 f <sup>2</sup> (200 m <sup>2</sup> /h)    |
| <b>Noise level</b>            | 71 dBA  |
| <b>Vacuum motor</b>           | 1.1 hp (850 W)                                  |
| <b>Recovery Capacity</b>      | 1 gallon (4 l)                                  |
| <b>Power cord</b>             | 32.8'   |
| <b>Solution flow</b>          | .25-.3 gallons/min (1-1.2 l/min)                |
| <b>Weight</b>                 | 24 lbs (11 kg)                                  |
| <b>Dimensions (L x W x H)</b> | 15.4" x 13" x 46.5" (391 mm x 330 mm x 1181 mm) |

### Equipment

|                          |                    |   |
|--------------------------|--------------------|---|
| <b>Roller brush</b>      | ■                  | n |
| <b>2-tank system</b>     | ■                  | n |
| <b>Mains powered</b>     | ■                  | n |
| <b>Manual vacuuming</b>  | -                  |   |
| <b>Microfiber roller</b> | □                  |   |
| <b>Order No.</b>         | <b>1.783-221.0</b> |   |

■ Included in delivery. □ Accessories available.

### Standard Accessories

| Product name | Order No.   | Description                    |
|--------------|-------------|--------------------------------|
| Roller Brush | 4.762-428.0 | Roller Brush Complete, BR 30/4 |
| Suction Bar  | 4.777-420.0 | Suction Bar                    |

### Optional Accessories

|                         |             |  |
|-------------------------|-------------|--|
| Microfiber Roller Brush | 4.762-453.0 | Microfiber Roller Brush (1 required)   |
| Roller Brush            | 4.762-452.0 | Roller Brush, white (1 required)   |
| DRoller Brush           | 4.762-484.0 | Roller Brush, orange (1 required)  |
| Roller Brush            | 4.762-428.0 | Roller Brush, medium (1 required)  |
| Squeegee                | 2.642-662.0 | Squeegee, standard, straight (includes set of 2)   |
| Squeegee                | 4.777-324.0 | Squeegee, oil resistant, straight  |
| Carpet Brush            | 4.762-499.0 | Carpet Brush, blue, designed for cleaning carpets (requires 5.033-275.0)   |
| Suction Bar             | 5.033-275.0 | Suction Bar, Carpet Cleaning (2 required), required for using carpet cleaning brush, designed for optimum suction on soft floors |

## BR 35/12 C Bp



### Extremely agile and mobile.

Thanks to the innovative steering concept KART (Kärcher Advanced Response Technology), the BR 35/12 C Bp can clean adjacent to the wall at a 90° angle. If required, it can also do so in reverse. The height-adjustable (telescoping and folding) steering column allows operators of any size to set their ideal working position. The folding steering column makes it easy to secure for transport. Eyelet points are provided and highlighted on the device to provide assistance with this.



#### 1 Perfect means simple and clean

- The fresh water distributor strip of the BR 35/12 C Bp is easy to access and easy to clean. Remounting of the suction lip is easy when changing.

#### 2 Performance is all a matter of setting

- Depending on the floor texture and the task at hand, the contact pressure of the BR 35/12 C Bp can be adjusted in four steps. The machine's handling is adjusted accordingly: the higher the contact pressure, the faster the feed.

#### 3 Brush replacement made easy

- The BR 35/12 C Bp's brush can be replaced with no tools at all, in a matter of seconds, making it easy to always mount the right brush for the job, or to replace a worn brush. Saving lots of time, every time. And that adds up.

#### 4 Quality, piece by piece

- Good ideas deserve high-quality implementation. The high quality workmanship of the BR 35/12 C Bp is apparent. Each individual part is stress tested, as is the fully-assembled device.

#### 5 Color trends for safe operation

- Yellow panels mean daily maintenance. Gray panels highlight service points. The standardized Kärcher Color coding eliminates any confusion and possible oversights.

#### 6 Quick disposal

- The dirty water tank of the BR 35/12 C Bp is easy to detach and can be emptied in practically any available drain.

## Technical data and equipment



The roller brush head of the new BR 35/12 C Bp is an outstanding technical innovation: It can be horizontally rotated 200° in both directions around the steering axle. This means that every part of the full circle is covered, finally eliminating blind spots when cleaning. In the parking position, all pressure is taken off the brushes to prevent any damage.

### BR 35/12 C Bp

- KART (Kärcher Advanced Response Technology) steering
- Pivoting cleaning head
- Light weight - 77 lbs.
- eco!efficiencyPre-sweep

#### Technical data

|                                     |                           |
|-------------------------------------|---------------------------|
| <b>Brush working width</b>          | 14"                       |
| <b>Vacuum working width</b>         | 18"                       |
| <b>Area performance</b>             | 15,069 ft <sup>2</sup> /h |
| <b>Intake performance</b>           | 500 W                     |
| <b>Fresh water/waste water tank</b> | 3 / 3 gallons             |
| <b>Brush speed</b>                  | 700 - 1,500 rpm           |
| <b>Weight (including battery)</b>   | 77 lbs                    |
| <b>Dimensions (L x W x H)</b>       | 39" x 18" x 51"           |

#### Features

|                                     |                    |
|-------------------------------------|--------------------|
| <b>Roller brush</b>                 | ■                  |
| <b>2-tank system</b>                | ■                  |
| <b>Battery and charger included</b> | ■                  |
| <b>Variable contact pressure</b>    | ■                  |
| <b>Transport wheels</b>             | ■                  |
| <b>Order number</b>                 | <b>1.783-454.0</b> |

- Included in delivery.

#### Standard Accessories

| Product name | Order No.   | Description               |
|--------------|-------------|---------------------------|
| Roller Brush | 4.037-031.0 | Roller Brush, red, medium |

#### Optional Accessories

|                 |             |  |
|-----------------|-------------|--|
| Disc Brush      | 4.037-036.0 | Roller Brush, white, soft                              |
| Disc Brush      | 4.037-037.0 | Roller Brush, orange, high/low                         |
| Disc Brush      | 4.037-038.0 | Roller Brush, green, hard                              |
| Disc Pad Driver | 4.037-039.0 | Roller Brush, black, very hard                         |
| Pad             | 4.762-009.0 | Roller Pad roller shaft                                |
| Pad             | 6.369-053.0 | Roller Pads on sleeve, yellow, soft                    |
| Pad             | 6.369-047.0 | Roller Pads on sleeve, red, medium                     |
| Pad             | 6.369-052.0 | Roller Pads on sleeve, green, hard                     |
| Roller          | 4.037-040.0 | Microfiber roller                                      |
| Suction Lip Set | 4.037-035.0 | Suction Lip Set, standard, oil-resistant, polyurethane |
| Battery         | 6.654-294.0 | Lithium-Ion Battery, 21 Ah                             |

## BD 40/12 C Bp



### Cleaning made easy.

The new BD 40/12 C Bp has numerous useful features that make cleaning much easier and quicker which saves time and money. Perfectly designed fresh and dirty water tanks make filling and emptying easier. Easy battery charging with on-board charger. The machine is ready for the next cleaning task in minutes, for even more versatility and efficiency.



#### 1 Fast and maneuverable

- The extremely maneuverable BD 40/12 C Bp is ideal for cleaning close to edges. The brush assists forward movement, making the machine easier to maneuver.

#### 2 Simply simple

- Easy to use - suitable for inexperienced users. The BD 40/12 C Bp has three switches on the push handle next to the battery indicator with self-explanatory symbols for ease of use.

#### 3 Whisper-quiet

- The BD 40/12 C Bp with whisper-quiet turbine is ideal for use in hospitals, schools or hotels.

#### 4 Compact and versatile

- Height adjustable folding handle for easy transport and storage.

#### 5 Durability as standard

- The BD 40/12 C Bp features an on-board charger and easy access maintenance-free batteries. A machine that is simply built to last.

#### 6 Immediately dry

- The squeegee moves around the brush head and picks up water also when turning. Soft, oil-proof squeegees glide smoothly across surfaces for optimal vacuuming results. Cleaned surfaces are immediately dry.

#### 7 Slim and elegant

- The BD 40/12 C Bp fits through narrow passages thanks to its slim chassis design.

#### 8 Leakproof

- The integrated solenoid valve immediately closes when brushes stop to prevent cleaning liquid spills on floors.

## Technical data and equipment

### BD 40/12 C Bp

- Compact and extremely maneuverable
- Battery powered
- Curved squeegee

#### Technical data

|                              |                    |                 |
|------------------------------|--------------------|-----------------|
| Working width, brush         | inches             | 15"             |
| Working width, suction       | inches             | 18"             |
| Power rating                 | W                  | 510             |
| Fresh/dirty water tank       | gallons            | 3 / 3           |
| Brush speed                  | rpm                | 150             |
| Theoretical area performance | ft <sup>2</sup> /h | 11840           |
| Practical area performance   | ft <sup>2</sup> /h | 8880            |
| Battery capacity             | V/Ah               | 24 / 25         |
| Charger voltage              | V/Hz               | 220-240 / 50-60 |
| Weight                       | lbs                | 141             |
| Dimensions (L x W x H)       | inches             | 30 x 15 x 22    |

#### Equipment

|                              |   |   |
|------------------------------|---|---|
| Disc brush                   | ■ | n |
| Filling hose                 | ■ | n |
| Battery powered              | ■ | n |
| Battery and on-board charger | ■ | n |

**Order No.** 9.841-227.0

■ Included in delivery.



#### Standard Accessories

| Product name    | Order No.   | Description                    | Image |
|-----------------|-------------|--------------------------------|-------|
| Disc Brush      | 6.907-151.0 | Disc Brush, red                | 1     |
| Suction Lip Set | 6.680-086.0 | Suction Lip Set, oil resistant | 2     |
| Battery         | 8.637-463.0 | Battery, 12V, 25 Ah            | 3     |

#### Optional Accessories

|                 |             |                           |    |
|-----------------|-------------|---------------------------|----|
| Disc Brush      | 6.907-154.0 | Disc Brush, white         | 4  |
| Disc Brush      | 6.907-153.0 | Disc Brush, natural       | 5  |
| Disc Brush      | 6.907-152.0 | Disc Brush, black         | 6  |
| Disc Pad Driver | 6.907-150.0 | Disc Pad Driver           | 7  |
| Pad             | 6.369-003.0 | Pad, red ( set 5x)        | 8  |
| Pad             | 6.369-002.0 | Pad, green ( set 5x)      | 9  |
| Pad             | 6.369-001.0 | Pad, black ( set 5x)      | 10 |
| Pad             | 6.369-959.0 | Pad, Microfiber ( set 5x) | 11 |

## BR 40/10 C Adv



### More functions - more possibilities.

The BR 40/10 C Adv thoroughly deep-cleans all your hard floor surfaces then leaves them perfectly dry, safe and hygienic. This compact scrubber is engineered to be easy to transport and even easier to use with snap on wheels that conveniently stow on the operating handle. Ideal for use on hard floors and tile, the BR 40/10 C is perfect for use in institutions, restaurants, schools, stores and even homes to maintain the appearance of floors and keep your premises sanitary.



#### 1 Powerful and fast

- Two roller brushes rotating at high speed with high contact pressure.
- Two squeegees pick up water in forward and reverse.
- Floor is instantly usable.

#### 2 Compact design

- Passes easily under furniture.
- Push handle can be folded in both directions.

## Technical data and equipment

### BR 40/10 C Adv

- High scrubbing power
- Variable contact pressure
- Includes roller brushes

#### Technical data

|                               |  |
|-------------------------------|--|
| <b>Working width, brush</b>   | 16" (400 mm)   |
| <b>Brushes</b>                | Two 16" (400 mm) - Cylindrical                           |
| <b>Brush diameter</b>         | 3.7" (96 mm)   |
| <b>Down pressure</b>          | 1.4 - 2.8 psi / 44 lbs - 88lbs                           |
| <b>Solution flow</b>          | .25-.3 gallons/min (1-1.2 l/min)                         |
| <b>Tank (fresh/dirty)</b>     | 2.5 gallons (10 l)                                       |
| <b>Brush contact pressure</b> | 1.4 - 2.8 psi (100-200 g/cm <sup>2</sup> ) / 44 - 88 lbs |
| <b>Brush rotation speed</b>   | 650 rpm  |
| <b>Max. area performance</b>  | 4300 ft <sup>2</sup> / hr                                |
| <b>Vacuum motor</b>           | .6 hp (500 W)  |
| <b>Weight</b>                 | 66 lbs (30 kg)   |
| <b>Noise level</b>            | 71 dBA   |
| <b>Power cord</b>             | 50'  |
| <b>Dimensions (L x W x H)</b> | 20.5" x 18.5" x 47" (520 mm x 470 mm x 1193 mm)          |

#### Equipment

|                                  |                    |   |
|----------------------------------|--------------------|---|
| <b>Roller brush</b>              | ■                  | n |
| <b>2-tank system</b>             | ■                  | n |
| <b>Mains powered</b>             | ■                  | n |
| <b>Variable contact pressure</b> | ■                  | n |
| <b>Transport wheels</b>          | ■                  | n |
| <b>Order No.</b>                 | <b>1.783-312.0</b> |   |

■ Included in delivery. □ Accessories available.

#### Standard Accessories

| Product name | Order No.   | Description                                  |
|--------------|-------------|--|
| Cord Set     | 8.632-315.0 | Cord Set, 14/3 SJT X 50 FT, yellow           |
| Roller Brush | 4.762-458.0 | Roller Brush Red                             |
| Suction Bar  | 4.777-323.0 | Suction Bar, complete replacement (BR 40/10) |

#### Optional Accessories

|                    |               |   |
|--------------------|---------------|---|
| Cylindrical Roller | 8.635-691.0   | 16" Chemical-Free Cylindrical Roller (2 required)   |
| Carpet Brush       | 4.762-254.0   | Carpet Brush, blue (2 required)   |
| Suction Bar        | 4.777-417.0   | Suction Bar, carpet cleaning (2 required) - required for using carpet cleaning brush, designed for optimum suction on soft floors |
| Roller Brush       | <<476222802>> | Roller Brush, white (2 required)  |
| Roller Brush       | 4.762-251.0   | Roller Brush, orange (2 required)   |
| Roller Brush       | 4.762-252.0   | Roller Brush, green (2 required)  |
| Roller Brush       | 4.762-481.0   | Roller Brush, black (2 required)  |
| Squeegee Tool      | 4.777-322.0   | Oil resistant squeegee tool (2 required)  |
| Roller Pad Shaft   | 4.762-228.0   | Roller Pad Shaft (2 required for microfiber pads)   |
| Roller Pads        | 6.369-724.0   | Roller Pads, yellow, complete (2 required)  |
| Roller Pads        | 6.369-726.0   | Roller Pads, red, complete (2 required)   |
| Roller Pads        | 6.369-725.0   | Roller Pads, green, complete (2 required)   |
| Roller Pads        | 6.369-727.0   | Roller Pads, white, complete (2 required)   |
| Roller Pads        | 4.114-004.0   | Roller Pad, microfiber  |



## BD/BR 40/25 C Bp



### Fast and thorough cleaning for small areas.

These walk-behind scrubber driers are suitable for maintenance cleaning and for quick clean-ups. They are easy to use, compact and highly maneuverable.



#### 1 User friendly

- Self-explanatory icons and a clear control panel make the machine easy to understand, increasing productivity.
- Very short training period thanks to single button control [EASY]
- Fewer controls make the machine easier to use.
- A short wheelbase guarantees maximum maneuverability.
- With large push handles for easy maneuvering.



## Technical data and equipment

|  | BD 40/25 C Bp   | BR 40/25 C Bp  |
|--|---|--|
|  | <ul style="list-style-type: none"> <li>■ 1 disc</li> <li>■ Low noise</li> </ul> | <ul style="list-style-type: none"> <li>■ 2 rollers</li> <li>■ Corrosion-free frame</li> <li>■ Low noise</li> </ul> |
| <b>Technical data</b>                      |   |  |
| <b>Brush working width</b>                 | 16" (400 mm)  | 16" (400 mm)   |
| <b>Working width, vacuum <sup>1)</sup></b> | 30.3" (770 mm)  | 30.3" (770 mm)   |
| <b>Tank (fresh/dirty)</b>                  | 6.6 gallon (25 l)   | 6.6 gallon (25 l)  |
| <b>Max. area performance</b>               | 17,222 ft <sup>2</sup> /hour  | 17,222 ft <sup>2</sup> /hour   |
| <b>Pad rotation speed</b>                  | 160 rpm   | 1350 rpm   |
| <b>Brush contact pressure</b>              | .5 psi (36 g/cm <sup>2</sup> ) / 88 lbs   | 3.6 psi (250 g/cm <sup>2</sup> ) / 56.6 lbs x 2  |
| <b>Motor rating</b>                        | 1200 W  | 1200 W   |
| <b>Weight *</b>                            | 134 lbs   | 121 lbs  |
| <b>Battery</b>                             | 24 V  | 24 V   |
| <b>Dimensions (L x W x H)</b>              | 31.5" x 22.5" x 32.5" (800 mm x 575 mm x 830 mm)                                | 31.5" x 22.5" x 32.5" (800 mm x 575 mm x 830 mm)   |
| <b>Equipment</b>                           |   |  |
| <b>Roller brush</b>                        | -   | ■  |
| <b>Disc brush</b>                          | ■   | -  |
| <b>Tank-in-tank system</b>                 | ■   | ■  |
| <b>2-tank system</b>                       | -   | -  |
| <b>Mains operation</b>                     | -   | -  |
| <b>Battery operation</b>                   | ■   | ■  |
| <b>Battery and charger included</b>        | ■ <sup>m</sup>  | ■ <sup>n</sup>   |
| <b>Order No.</b>                           | <b>9.841-094.0 / -095.0</b>   | <b>9.841-092.0 / -093.0</b>  |

■ Included in delivery. <sup>1)</sup> 105 a/h, low-maintenance. <sup>2)</sup> 100 a/h, AGM low-maintenance.

# Accessories

## Standard Accessories

| Product Name    | Product No. | Description  |
|-----------------|-------------|--|
| Roller Brush    | 4.762-458.0 | Roller Brush, Red, Complete (2 Required) for BD 40/25 C Bp Scrubbers (9.841-092.0 and 9.841-093.0) |
| Suction Bar     | 4.777-400.0 | Complete Suction Bar with Oil Resistant Squeegees, 30" (770mm)                                     |
| Squeegee Blades | 6.273-254.0 | Squeegee Blades, Oil Resistant   |
| Disc Brush      | 6.907-151.0 | Disc Brush, Red for BD 40/25 C Bp Scrubbers (9.841-094.0 and 9.841-095.0)                          |

## Optional Accessories

|                           |             |   |
|---------------------------|-------------|---|
| Water Filler Mounting Kit | 2.641-790.0 | Water Filler Mounting Kit   |
| Squeegee Blades,          | 6.273-253.0 | Squeegee Blades, EPDM, Complete Set   |
| Squeegee Blades,          | 6.273-262.0 | Squeegee Blades, PU, Oil Resistant, SLOTTED   |
| Roller brush              | 4.762-250.0 | Roller brush, Soft, White for BD 40/25 C Bp Scrubbers (9.841-092.0 and 9.841-093.0)                                 |
| Roller brush              | 4.762-251.0 | Roller brush, Hi-Low, Orange for BD 40/25 C Bp Scrubbers (9.841-092.0 and 9.841-093.0)                              |
| Roller brush              | 4.762-252.0 | Roller brush, Aggressive, Green for BD 40/25 C Bp Scrubbers (9.841-092.0 and 9.841-093.0)                           |
| Roller brush              | 4.762-481.0 | Roller brush, Very Aggressive, Black for BD 40/25 C Bp Scrubbers (9.841-092.0 and 9.841-093.0)                      |
| Roller brush              | 4.762-274.0 | Roller brush, Natural for BD 40/25 C Bp Scrubbers (9.841-092.0 and 9.841-093.0)                                     |
| Roller pad                | 4.762-228.0 | Roller pad shaft (2 Required for Microfiber Pads) for BD 40/25 C Bp Scrubbers (9.841-092.0 and 9.841-093.0)         |
| Microfiber roller         | 4.114-004.0 | Microfiber roller (2 Required) for BD 40/25 C Bp Scrubbers (9.841-092.0 and 9.841-093.0)                            |
| Roller pads               | 6.369-727.0 | Roller pads, White, Complete (Very Soft) 2 Required for BD 40/25 C Bp Scrubbers (9.841-092.0 and 9.841-093.0)       |
| Roller pads               | 6.369-724.0 | Roller pads, Yellow, Complete (Soft) 2 Required for BD 40/25 C Bp Scrubbers (9.841-092.0 and 9.841-093.0)           |
| Roller pads               | 6.369-726.0 | Roller pads, Red, Complete (Medium) 2 Required for BD 40/25 C Bp Scrubbers (9.841-092.0 and 9.841-093.0)            |
| Roller pads               | 6.369-725.0 | Roller pads, Green, Complete (Hard/Aggressive) 2 Required for BD 40/25 C Bp Scrubbers (9.841-092.0 and 9.841-093.0) |
| Disc brush                | 6.907-154.0 | Disc brush, White, Very Soft  |
| Disc brush                | 6.907-153.0 | Disc brush, Natural Fibers, Soft  |
| Disc brush                | 6.907-152.0 | Disc brush, Black, Black (Very Hard/Aggressive)   |
| Microfiber Pad            | 6.371-078.0 | Microfiber Pad, 15", Set of 5   |
| Disc pad                  | 6.369-791.0 | Disc pad, Red, 15" (Medium)   |
| Disc pad                  | 6.369-790.0 | Disc pad, Green, 15" (Hard)   |
| Disc pad                  | 6.369-789.0 | Disc pad, Black, 15" (Very Hard)  |

## BDS 43/Duo C



### The all-surface floor cleaning machine.

The new Kärcher BDS 43/Duo C is an all-surface cleaning, scrubbing, sanding, polishing, extraction and grinding floor machine. The patented dual-action Orb Technology provides the BDS 43/ Duo C the versatility to clean multiple floor surfaces. Ideal for hard floor areas up to 7,500 ft<sup>2</sup>/hr and 3,000 ft<sup>2</sup>/hr of carpeted surfaces. This is truly an all-surface floor machine!



#### 1 Dual-action Orb technology

- The patented Orbital mechanics allows the machines to vibrate and rotate at the same time - allowing more versatility in the way you clean and maintain your floors.
- Unlike traditional machines, the Kärcher BDS 43/Duo C generates thousands of 3/8" orbital contacts points that spin at 1725 rpms, while at the same time spinning at 80 rpms rotational movement.

#### 2 Versatile all-surface machine

- The Kärcher BDS 43/Duo C provides a complete floor care maintenance machine.
- The Kärcher BDS 43/Duo C cleans carpet, stone, tile & grout, wood, vinyl and concrete all with a integrated low-chemical system for green cleaning.

#### 3 Productivity at it's best

- Low-vibration design makes this machine easy-to-use and prevents operator fatigue.
- One cartridge bottle of chemical last up to 1,000 ft<sup>2</sup> of carpet and 3,000-5,000 ft<sup>2</sup> on hard floor surfaces.

#### 4 Robust and ergonomic design

- The Kärcher BDS 43/Duo C is designed for longevity and comfort.
- Ergonomic, vertical handle is adjustable for different operator heights and folds down for transportation and storage.

# Technical data and equipment

## BDS 43/Duo C

## BDS 43/Duo C Classic (without solution tank)

- Low-chemical system for green cleaning
- Fast and easy to attach pads from a standing position

### Technical data

|                                     |                         |   |   |
|-------------------------------------|-------------------------|---|---|
| <b>Working width, brush</b>         | <b>inches</b>           | 17"-21"   | 17"-21"   |
| <b>Motor</b>                        | <b>VAC/Hz</b>           | 110/60  | 110/60  |
| <b>Pad RPM</b>                      | <b>RPM</b>              | 1725 rpm vibration (CW), 3/8" dia, 80 rpm rotation (CW) 10" | 1725 rpm vibration (CW), 3/8" dia, 80 rpm rotation (CW) 10" |
| <b>Fresh</b>                        | <b>gallons</b>          | 3 maximum   | -   |
| <b>Brush speed</b>                  | <b>rpm</b>              | 80  | 80  |
| <b>Sound Level</b>                  | <b>dB(A)</b>            | 59  | 80  |
| <b>Theoretical area performance</b> | <b>ft<sup>2</sup>/h</b> | 3000 (carpet) / 7500 (hard floor)                           | 3000 (carpet) / 7500 (hard floor)                           |
| <b>Weight</b>                       | <b>lbs</b>              | 102   | 82  |
| <b>Dimensions (L x W x H)</b>       | <b>inches</b>           | 56 x 30 x 50  | 56 x 30 x 50  |

### Equipment

|                           |                    |                    |
|---------------------------|--------------------|--------------------|
| <b>Pad driver</b>         | ■                  | ■                  |
| <b>Disc brush</b>         | □                  | □                  |
| <b>Onboard Spray Jets</b> | ■                  | -                  |
| <b>Order No.</b>          | <b>9.841-236.0</b> | <b>9.841-237.0</b> |

- Included in delivery. □ Accessories available.

### Optional Accessories

| Product Name                    | Product No. | Description                                       |
|---------------------------------|-------------|---|
| Pad                             | 8.637-464.0 | Pad, absorbant, 21", 10 / case                    |
| Pad                             | 8.637-466.0 | Pad, carpet, 19", 5 / case                        |
| Detail Kit                      | 8.637-471.0 | Assy, weight kit, 17"                             |
| Deck Pad                        | 8.637-468.0 | Brush, scrub                                      |
| Pad                             | 8.637-467.0 | Pad, chemical free, 18", 5 / case                 |
| Driver Plate                    | 8.637-469.0 | Driver plate, replacement pack                    |
| Assy                            | 8.637-470.0 | Assy, glider set                                  |
| Bottle, Cartridge               | 8.637-472.0 | Bottle, cartridge, 3 gallon                       |
| Stone Restoration Kit           | 8.637-473.0 | Complete stone restoration kits (Steps 1-6)       |
| Restoration and Maintenance Kit | 8.637-474.0 | Light restoration and maintenance kit (Steps 3-6) |
| Stone Pad                       | 8.637-475.0 | Stone pad, Step 1                                 |
| Disc Brush                      | 8.637-476.0 | Stone pad, Step 2                                 |
| Disc Brush                      | 8.637-477.0 | Stone pad, Step 3                                 |
| Disc Pad Driver                 | 8.637-478.0 | Stone pad, Step 4                                 |
| Pad                             | 8.637-479.0 | Stone pad, Step 5                                 |
| Pad                             | 8.637-480.0 | Stone pad, Step 6                                 |
| Pad Driver                      | 8.637-902.0 | Stone pad driver                                  |
| Pad                             | 8.637-903.0 | Lippage removal driver (no discs included)        |
| Pad                             | 8.637-904.0 | Lippage removal discs (set of 8)                  |

# B 60/10 eco auto mop






## Filling the gap in floor scrubbing.


The Kärcher B 60/10 eco! auto mop is in a unique category of cleaning equipment designed to fill the gap between a mop and bucket and an autoscrubber; this machine cleans more effectively than a mop and bucket and less expensive than an autoscrubber.

The B 60/10 operates by dispensing clean solution on the floor and picking it up via a manually-powered pump. No power source is needed, making this an easy and green cleaning solution to cleaning floors.



|   |   |  |
|---|---|--|
|  <p><b>Detail configuration</b></p> <ul style="list-style-type: none"> <li>■ Compact areas that require a mop for detail work.</li> </ul> |  <p><b>Productivity configuration</b></p> <ul style="list-style-type: none"> <li>■ Large areas with smaller detail work required.</li> </ul> |  <p><b>Hygienic configuration</b></p> <ul style="list-style-type: none"> <li>■ Ideal for areas where hygiene is of utmost importance.</li> </ul> |
| <ul style="list-style-type: none"> <li>■ Bathrooms • Locker rooms • Kitchens</li> <li>■ Classrooms • Vet clinics</li> </ul>   | <ul style="list-style-type: none"> <li>■ Cafeterias • Entry ways • Classrooms • Spills</li> <li>■ Hallways • Wrestling mats</li> </ul>  | <ul style="list-style-type: none"> <li>■ Patient rooms • Retirement homes • Gymnasiums</li> </ul>  |

## Simple yet effective.



- 1 Water is gravity** fed from solution tank.
- 2 Water spreads** into scrubbing area and is recovered by mechanical pump.
- 3 Drive wheel operates** pump as machine is moved.
- 4 Dirty water** is pulled through recovery hose and collected in recovery bucket.
- 5 Reclaimed water** is kept separate from clean water promoting a cleaner hygienic process.

## Technical data and equipment

**B 60/10 eco!  
Base model**
**B 60/10 eco!  
Detail configuration**
**B 60/10 eco!  
Productivity  
configuration**
**B 60/10 eco!  
Hygienic  
configuration**

- Five times as productive as a mop and bucket
- Leaves floor dry, reducing slip 'n' falls
- Hygienic system only uses clean water to scrub floor
- Easy to operate

**Technical data**

|                                     |                         |                              |
|-------------------------------------|-------------------------|------------------------------|
| <b>Pad working width</b>            | <b>inches</b>           | 24                           |
| <b>Vacuum working width</b>         | <b>inches</b>           | 25                           |
| <b>Area performance</b>             | <b>ft<sup>2</sup>/h</b> | 15,840                       |
| <b>Fresh water/waste water tank</b> | <b>gallons</b>          | 2 / 2.5                      |
| <b>Sound</b>                        | <b>dBa</b>              | 52                           |
| <b>Weight</b>                       | <b>lbs</b>              | 44 lbs.                      |
| <b>Dimensions (L x W x H)</b>       | <b>inches</b>           | 31 x 25 x 43 (handle folded) |

**Equipment**

|                                |                    |                    |                    |                    |   |   |   |   |
|--------------------------------|--------------------|--------------------|--------------------|--------------------|---|---|---|---|
| <b>Mop wringer and bracket</b> | ■                  | n                  | ■                  | n                  | ■ | n | ■ | n |
| <b>Bucket</b>                  | ■                  | n                  | ■                  | n                  |   |   | ■ | n |
| <b>Front bucket bracket</b>    | ■                  | n                  | ■                  | n                  |   |   |   |   |
| <b>Mop hook</b>                | ■                  | n                  | ■                  | n                  | ■ | n | ■ | n |
| <b>Caddy</b>                   | ■                  | n                  | ■                  | n                  | ■ | n | ■ | n |
| <b>Order No.</b>               | <b>1.006-701.0</b> | <b>1.006-708.0</b> | <b>1.006-707.0</b> | <b>1.006-706.0</b> |   |   |   |   |

■ Included in delivery. □ Accessories available.



Wringer and Bracket



Mop hook



Front bucket bracket



Bucket

**Optional Accessories**

| <b>Product Name</b> | <b>Product No.</b> | <b>Description</b>  |
|---------------------|--------------------|---|
| Hygiene Kit         | 8.637-949.0        | Hygiene Kit: includes 1 hook, mop tray and caddy                                |
| Productivity Kit    | 8.637-950.0        | Productivity Kit: includes 1 hook, mop tray and wringer                         |
| Detail Kit          | 8.637-951.0        | Detail Kit: includes 2 hooks, mop tray, wringer, clean water bucket and bracket |
| Deck Pad            | 8.637-944.0        | Deck Pad (5-pack)   |
| Trap                | 8.637-592.0        | 3M easy trap (50-strips bulk roll)  |

## BR/BD 530 Bp



### Small areas cleaned quickly and efficiently.

Kärcher's BR and BD 530 compact scrubbers have the highest price-performance ratio on the market. By mounting the battery to the machine instead of inside the chassis, the 530's achieve 40% higher tank capacity, resulting in 40% increased area performance between emptying and refilling water tanks.



#### 1 Easy to use

- Simple operator controls for ease of use
- Deep discharge protection protects brush and suction motor

#### 2 Easily maneuverable

- Transport wheel at the brush head folds away for easy cleaning.
- Roller or disc brush technology.
- Cleaning head is offset to the side allowing cleaning all the way to the edges and even under small overhangs.

#### 3 Easily accessible

- On-board battery makes it easily accessible for trouble-free maintenance.
- Large 10.5 gallon fresh water and 10.5 gallon recovery
- Tanks increase area performance before refilling.

# Technical data and equipment

|                              | BD 530 Bp  | BR 530 Bp   |
|------------------------------|--|---|
|                              | <ul style="list-style-type: none"> <li>■ Disc brush technology</li> <li>■ 18" working width</li> <li>■ Transport wheel at disc head</li> </ul> | <ul style="list-style-type: none"> <li>■ Roller brush technology</li> <li>■ 18" working width</li> <li>■ Transport wheel at brush head</li> </ul> |
| <b>Technical data</b>        |  |   |
| Working width, brush         | 18" (460 mm)   | 18" (460 mm)  |
| Working width, vacuum        | 33.5" (850 mm)   | 33.5" (850 mm)  |
| Tank (fresh/dirty)           | 10.5 gallon (40 l)   | 10.5 gallon (40 l)  |
| Max. area performance        | 19,805 ft <sup>2</sup> /hr   | 19,805 ft <sup>2</sup> /hr  |
| Practical area performance   | 13,670 ft <sup>2</sup> /hr   | 13,670 ft <sup>2</sup> /hr  |
| Noise level                  | 70 dBA   | 70 dBA  |
| Brush rotation speed         | 140 rpm  | 1,500 rpm   |
| Brush contact pressure       | .4 psi (27 g/cm <sup>2</sup> ) / 94.7 lbs  | 3.4 psi (240 g/cm <sup>2</sup> ) / 61.5 lbs x 2   |
| Motor rating                 | 600 W  | 600 W   |
| Weight *                     | 121 lbs (55 kg)  | 121 lbs (55 kg)   |
| Battery                      | 24 V   | 24 V  |
| Dimensions (L x W x H)       | 49.5" x 22" x 42" (800 mm x 560 mm x 1070 mm)  | 49.5" x 22" x 42" (1250 mm x 560 mm x 1070 mm)  |
| <b>Equipment</b>             |  |   |
| Roller brush                 | -  | ■n  |
| Disc brush                   | ■  | -   |
| Tank-in-tank system          | ■  | ■n  |
| Battery and charger included | ■n   | ■n  |
| Squeegee                     | ■n   | ■n  |
| Order No.                    | <b>1.127-381.0*</b>  | <b>1.127-363.0*</b>   |
| 130 Ah batteries             | <b>9.840-863.0</b>   | <b>9.840-865.0</b>  |
| 100 Ah AGM batteries         | <b>9.840-864.0</b>   | <b>9.840-866.0</b>  |

■ Included in delivery. □ Accessories available. \* Base model machine does not include batteries or charger.

## Standard Accessories

| Product name       | Order No.   | Description                        |
|--------------------|-------------|------------------------------------|
| Brush              | 6.906-054.0 | Brush, Red                         |
| Suction Bar        | 4.777-416.0 | Suction Bar with Curved Squeegee   |
| Squeegee Blade Set | 6.273-213.0 | Squeegee Blade Set, Standard, EPDM |

## Optional Accessories

|                               |             |  |
|-------------------------------|-------------|--|
| Disc brush                    | 6.906-056.0 | Disc brush, Natural Bristles   |
| Disc brush                    | 6.906-055.0 | Disc brush, Black - Most Aggressive  |
| Pad Drive                     | 6.906-332.0 | Pad Drive  |
| Disc pad                      | 6.369-024.0 | Disc pad, Red  |
| Disc pad                      | 6.369-023.0 | Disc pad, Green - Aggressive   |
| Disc pad                      | 6.369-022.0 | Disc pad, Black - Most Aggressive  |
| Suction Bar                   | 4.777-406.0 | Suction Bar with Straight Squeegee   |
| Squeegee Blade Set            | 6.273-207.0 | Squeegee Blade Set, P.U., Clear with Wear Indicators   |
| Squeegee Blade Set            | 6.273-229.0 | Squeegee Blade Set - Oil Resistant/Streak Free   |
| Squeegee                      | 4.777-416.0 | Squeegee, complete, curved, 33.5" polyurethane with wear indicators  |
| Cleaning agent dosing station | 2.641-811.0 | Cleaning agent dosing station DS-3 - can be directly connected to water tap; the mixture of water and cleaning agents is filled into the fresh water tanks |
| Filling hose                  | 6.389-524.0 | Filling hose - for easy filling from the tap   |




## B 40 C/W Bp



### Quiet, compact, innovative and fully configurable.

Why should a machine just be easy to operate, when it could be even easier. As well as safer and more convenient in many ways? With Kärcher Intelligent Key and advanced EASY operation concept, the B 40 C/W family offers a spectrum of safety and protection for operators, machines and your floors.



#### 1 Key function security

- Kärcher's Intelligent Key (KIK) system enables the facility manager to create a unique cleaning profile, making it easier to train users and operate the scrubber. The KIK system can be used to set varying levels of authorized access by means of three color-coded keys: yellow, grey, and red; for operators, facility managers and technicians, respectively. Facility managers can set parameters such as travel speed, brush speed, motor output or cleaning agent dosage to suit the needs of the cleaning task. An operator's key carries out the pre-determined settings, needing only to select their desired cleaning program from a rotary switch. As a result, only the required amount of energy and cleaning agent is used. This system practically eliminates operating errors.

#### 2 Slimline and in great shape

- With its slimline design, the B 40 C/W can cope with crooked objects and narrow passageways with ease. The asymmetric shape of the tank ensures excellent visibility of the brush head.

#### 3 Correctly charged

- The charging curve of the standard built-in charger can be adjusted to the various battery types and capacities. This protects the batteries and ensures long running periods and a long service life.

#### 4 Quiet, strong and efficient

- The option of slightly reducing the suction power and in turn the noise level by up to 4 dB(A) in the eco|efficiency setting, makes the B 40 C/W also ideal for cleaning in sensitive areas. Features include a powerful battery for uninterrupted, efficient maintenance cleaning.

# Performance is a matter of adjustment.

A B 40 C/W has a whole host of technical refinements and innovations for the primary purpose of making work as simple and convenient as possible, with the best possible results and maximum possible efficiency.



## 1 Just fill with fresh water

- The large fresh water filling hole is located on the front of the machine. The extra large integrated funnel makes it easy to fill the machine from a bucket too. There is a clip for the fresh water cover so that it cannot get lost.

## 2 Scrub and sweep in a single operation

- All roller heads (R 45 and R 55) include a sweeping function. Which does away with tiresome and time-consuming preliminary sweeping.

## 3 Flexible Application Control Technology (FACT)

- With FACT technology, a Kärcher exclusive, the brush speed of roller brushes can be adjusted to different cleaning applications using three settings. Power Clean 100% - for stubborn dirt and polishing.
- Whisper Clean 60% - reduces noise levels and ensures long working intervals with low power consumption. Fine Clean 40%, the grey film on so-called fine stoneware tiles can optimally be removed in conjunction with the green roller.

## 4 Simple to adjust

- The support wheels are adjusted via a handwheel and can also be positioned in front of the suction blade. This prevents the wheels leaving on very sensitive floors. Oil-proof suction blades made of transparent polyurethane (PU) are standard on squeegees with support wheels. The rear wiping flap can be turned 4-fold.

## 5 Just lift

- The smooth squeegee lever is located in the centre in a position that is equally ergonomic for both left-handers and right-handers. A short throw for lifting and lowering saves tiresome bending.

## 6 Simply always clean (Optional)

- The B 40 C/W is the first and only machine to have built-in tank rinsing. The recovery tank can be rinsed once the cleaning work is finished via a nozzle system. A water hose is connected via a quick coupling and the drain hose of the recovery tank is opened. This means the B 40 C/W supports the HACCP concept and very simply guarantees hygiene and health protection.

## Configurable to meet any cleaning task.

The B 40 C with brush assist and W with traction drive scrubbers feature: a 10.6 gallon fresh and recovery tank-in-tank design, interchangeable modular disc or cylindrical roller scrubbing heads, 33.5" vacuum squeegee and Kärcher's Intelligent Key system. The KIK system enables the facility manager to create a unique cleaning profile, making it easier to train users and operate the scrubber. KIK is used to set varying levels of authorized access by means of color-coded keys; yellow, grey and red; for operators, facility managers and technicians, respectively. Facility managers can set parameters such as travel speed, brush speed, motor output or cleaning solution output to suit the needs of the cleaning task. An operator's key carries out the pre-determined settings, needing only to select their desired cleaning program from a rotary knob. As a result, only the required amount of energy and cleaning agent is used. ThStart123\$tem practically eliminates operating errors.

| Technical Data   | Traction Drive Base Unit |                          | W Unit Heads       |                    |                    |                    |
|--|--------------------------|--------------------------|--------------------|--------------------|--------------------|--------------------|
|  | B 40 W                   | 24 V                     | R 45               | D 43               | R 55               | D 51               |
| Nominal voltage  | 24 V                     | 24 V                     |                    |                    |                    |                    |
| Brush working width  |                          |                          | 18"                | 17"                | 22"                | 20"                |
| Working width, suction   | 33.5"                    | 33.5"                    |                    |                    |                    |                    |
| Theoretical area performance (f2/h / m2/h)                       |                          |                          | 19,375 / 1,800     | 18,300 / 1,700     | 23,680 / 2,200     | 21,527 / 2,000     |
| Fresh/dirty water tank volume                                    | 10.6/10.6 gal            | 10.6/10.6 gal            |                    |                    |                    |                    |
| Max. water flow  | .68 gal/min              | .68 gal/min              |                    |                    |                    |                    |
| Max. rpm   |                          |                          | 1,200 rpm          | 180 rpm            | 1,200 rpm          | 180 rpm            |
| Power consumption, entire device                                 | 1300 W                   | 1300 W                   |                    |                    |                    |                    |
| Power consumption, vacuum motor                                  | 500 W                    | 500 W                    |                    |                    |                    |                    |
| Power consumption, brush motors                                  | 600 W                    | 600 W                    |                    |                    |                    |                    |
| Power consumption, traction motor                                | 130 W                    | 130 W                    |                    |                    |                    |                    |
| Weight (excluding battery)                                       |                          |                          | 192 lbs            | 200.5 lbs          | 194 lbs            | 205 lbs            |
| Weight with 105 Ah, low-maintenance batteries                    | ■                        |                          | 307 lbs            | 315.5 lbs          | 309 lbs            | 320 lbs            |
| Weight with 138 Ah, AGM batteries                                |                          | ■                        | 371 lbs            | 379.5 lbs          | 373 lbs            | 384 lbs            |
| Dimensions (L x W x H)   |                          |                          | 49" x 20.5" x 45"  | 49" x 21.1" x 45"  | 49" x 24.4" x 45"  | 49" x 22.6" x 45"  |
| <b>Equipment</b>   |                          |                          |                    |                    |                    |                    |
| Roller brush   |                          |                          | ■                  | –                  | ■                  | –                  |
| Disc brush   |                          |                          | –                  | ■                  | –                  | ■                  |
| KIK (Kärcher Intelligent Key)                                    | ■                        | ■                        |                    |                    |                    |                    |
| Display  | ■                        | ■                        |                    |                    |                    |                    |
| Battery powered  | ■                        | ■                        |                    |                    |                    |                    |
| FACT   |                          |                          | ■                  | –                  | ■                  | –                  |
| Traction Drive   | ■                        | ■                        | ■                  | ■                  | ■                  | ■                  |
| On-board charger (100 V – 240 V)                                 | ■                        | ■                        |                    |                    |                    |                    |
| <b>Order No.</b>   | <b>9.841-122.0</b>       | <b>9.841-123.0</b>       | <b>2.763-019.0</b> | <b>2.763-023.0</b> | <b>2.763-011.0</b> | <b>2.763-026.0</b> |
| <b>Options</b>   |                          |                          |                    |                    |                    |                    |
| Squeegee, straight, suction blades of natural rubber             | <input type="checkbox"/> | <input type="checkbox"/> |                    |                    |                    |                    |
| Squeegee, curved, suction blades of natural rubber               | <input type="checkbox"/> | <input type="checkbox"/> |                    |                    |                    |                    |
| Squeegee, PU, straight with reversible rollers, oil-proof blades | <input type="checkbox"/> | <input type="checkbox"/> |                    |                    |                    |                    |
| Squeegee, PU, curved with reversible rollers, oil-proof blades   | ■                        | ■                        |                    |                    |                    |                    |
| <b>Accessories</b>   |                          |                          |                    |                    |                    |                    |
| "Mop" home base kit  | <input type="checkbox"/> | <input type="checkbox"/> |                    |                    |                    |                    |
| "Box" home base kit  | <input type="checkbox"/> | <input type="checkbox"/> |                    |                    |                    |                    |
| Quick Fill In (fresh water filling system)                       | <input type="checkbox"/> | <input type="checkbox"/> |                    |                    |                    |                    |
| Tank rinsing system  | <input type="checkbox"/> | <input type="checkbox"/> |                    |                    |                    |                    |

■ Included in delivery. □ Accessories available.

| Technical Data   | Brush Assist Base Unit   |                          | C Unit Heads      |                   |                   |                   |
|--|--------------------------|--------------------------|-------------------|-------------------|-------------------|-------------------|
|  | B 40 C                   |                          | R 45              | D 43              | R 55              | D 51              |
| Nominal voltage  | 24 V                     | 24 V                     |                   |                   |                   |                   |
| Brush working width  |                          |                          | 18"               | 17"               | 22"               | 20"               |
| Working width, suction   | 33.5"                    | 33.5"                    |                   |                   |                   |                   |
| Theoretical area performance (f <sup>2</sup> /h / m <sup>2</sup> /h) |                          |                          | 19,375 / 1,800    | 18,300 / 1,700    | 23,680 / 2,200    | 21,527 / 2,000    |
| Fresh/dirty water tank volume  | 10.6/10.6 gal            | 10.6/10.6 gal            |                   |                   |                   |                   |
| Max. water flow  | .68 gal/min              | .68 gal/min              |                   |                   |                   |                   |
| Max. rpm   |                          |                          | 1,200 rpm         | 180 rpm           | 1,200 rpm         | 180 rpm           |
| Power consumption, entire device                                     | 1100 W                   | 1100 W                   |                   |                   |                   |                   |
| Power consumption, vacuum motor                                      | 500 W                    | 500 W                    |                   |                   |                   |                   |
| Power consumption, brush motors                                      | 600 W                    | 600 W                    |                   |                   |                   |                   |
| Power consumption, traction motor                                    | 130 W                    |                          |                   |                   |                   |                   |
| Weight (excluding battery)   |                          |                          | 176 lbs           | 185 lbs           | 179 lbs           | 190 lbs           |
| Weight with 105 Ah, low-maintenance batteries                        | ■                        |                          | 291 lbs           | 300 lbs           | 294 lbs           | 305 lbs           |
| Weight with 138 Ah, AGM batteries                                    |                          | ■                        | 355 lbs           | 364 lbs           | 358 lbs           | 369 lbs           |
| Dimensions (L x W x H)   |                          |                          | 49" x 20.5" x 45" | 49" x 21.1" x 45" | 49" x 24.4" x 45" | 49" x 22.6" x 45" |
| <b>Equipment</b>   |                          |                          |                   |                   |                   |                   |
| Roller brush   |                          |                          | ■                 | –                 | ■                 | –                 |
| Disc brush   |                          |                          | –                 | ■                 | –                 | ■                 |
| KIK (Kärcher Intelligent Key)  | ■                        | ■                        |                   |                   |                   |                   |
| Display  | ■                        | ■                        |                   |                   |                   |                   |
| Battery powered  | ■                        | ■                        |                   |                   |                   |                   |
| FACT   |                          |                          | ■                 | –                 | ■                 | –                 |
| Brush Assist   | ■                        | ■                        | ■                 | ■                 | ■                 | ■                 |
| On-board charger (100 V - 240 V)                                     | ■                        | ■                        |                   |                   |                   |                   |
| Order No.  | 9.841-120.0              | 9.841-121.0              | 2.763-020.0       | 2.763-023.0       | 2.763-013.0       | 2.763-026.0       |
| <b>Options</b>   |                          |                          |                   |                   |                   |                   |
| Squeegee, straight, suction blades of natural rubber                 | <input type="checkbox"/> | <input type="checkbox"/> |                   |                   |                   |                   |
| Squeegee, curved, suction blades of natural rubber                   | <input type="checkbox"/> | <input type="checkbox"/> |                   |                   |                   |                   |
| Squeegee, PU, straight with reversible rollers, oil-proof blades     | <input type="checkbox"/> | <input type="checkbox"/> |                   |                   |                   |                   |
| Squeegee, PU, curved with reversible rollers, oil-proof blades       | ■                        | ■                        |                   |                   |                   |                   |
| <b>Accessories</b>   |                          |                          |                   |                   |                   |                   |
| "Mop" home base kit  | <input type="checkbox"/> | <input type="checkbox"/> |                   |                   |                   |                   |
| "Box" home base kit  | <input type="checkbox"/> | <input type="checkbox"/> |                   |                   |                   |                   |
| Quick Fill In (fresh water filling system)                           | <input type="checkbox"/> | <input type="checkbox"/> |                   |                   |                   |                   |
| Tank rinsing system  | <input type="checkbox"/> | <input type="checkbox"/> |                   |                   |                   |                   |

■ Included in delivery. □ Accessories available.