




makes a difference



Cold Water Series Pressure Washers 2015

Professional



Determination and Partnerships are the keys to success.

Achieving success requires three ingredients: self-confidence, good training and a clear goal. In today's fast-paced world, reaching your goal without help is difficult. More than ever, success depends on a strong partnership. You'll want to team with somebody whose capabilities you trust, whose equipment is manufactured to the highest quality standards and whose attention to detail and professionalism is top-notch. You'll want to partner with a company like Kärcher; working together, you will achieve your goals quickly and efficiently.



Table of contents

Cold Water, Gas or Electric Powered	Page	6
Cold Water, Electric or Gas Powered	Page	18



Unbeatable versatility – high-pressure cleaning with Kärcher.

The name Kärcher is synonymous worldwide with power, quality, innovation and for cleaning expertise which has been setting the standard for over 75 years. Kärcher invented the high-pressure cleaner in 1950 and has been refining the principle of high-pressure cleaning ever since. More performance with less consumption, longer service life with shorter cleaning times. As a world market leader, Kärcher offers a range of products that leaves nothing to be desired in terms of technical refinement and versatility – operating with cold or hot water, powered by electric motors or internal combustion engines, mobile or stationary.



1 Powerful and Durable

- High-pressure washers from Kärcher undergo continuous rigorous demands. They are able to meet these demands because of their heavy gauge steel fabrication and powder coated frames for all weather conditions and to protect machine components. Kärcher machines also feature various safety features for prevention of over-heating, excess pressure build up, hot water and low water damage, and they undergo ETL certification.

2 Pump technology

- Kärcher high-pressure cleaners are manufactured in our own plants by our own specialists. This guarantees superior "made by Kärcher" quality. Kärcher's commercial duty crankcase pumps come with a 7-year warranty.

3 Unmatched mobility


- Kärcher high-pressure cleaners are always raising the bar for mobility. They feature easy-grip handles and pneumatic tires for easy maneuvering on all terrains and rubber pad feet absorb vibration and keep units stationary to prevent unwanted movement. On select models, the motor and pump are mounted on a power platform with vibration dampeners that minimize chassis fatigue and stress.

Cold Water | Gas Powered | Direct Drive



HD 2.5/27 P UTV.

This rugged and light weight cold water skid is designed to easily mount in the back of most all terrain utility vehicles and pick-up trucks, allowing you ultimate portability and power in a cold water unit. The UTV is powered by a reliable Subaru EX gas engine and Kärcher crankcase pump, has a rugged steel base with forklift openings on the front and a 50' high pressure hose that connects to a Professional-Duty gun and wand.



1 Smart features

- Color coded set of QC nozzles denoting spary angles: 0°, 15°, 25°, 40° and a soap nozzle.
- White water tank for easy to view water level.
- Downstream detergent injection for remote detergent introduction.
- Integrated cut-out for storage.

2 Convenient storage

- Wand holders to secure wand and gun while on the road. Holders provide easy access to wand and gun.

3 Powerful and durable

- Heavy guage steel fabrication 100' hose reel. Easy to use break mechanism reduces unwinding backlash, oversized heavy-duty locking mechanism prevents slippage during reel operation. Durable handle.
- Durable 65 gallon water tank with stainless steel straps.
- Hardened stainless steel one piece body nozzles for long life.
- Thermal pump protection to keep the pump from overheating if left in bypass.

4 Easy transport

- With a width of less than 50", it easily mounts in the back of UTVs.
- Forklift openings on the front of the skid for convenient transport.

Technical Data and Equipment

HD 2.5/27 P UTV

- Kärcher crankcase pump with U-Seal technology and 7-Year Warranty
- Thermal Pump Protection protects the pump from overheating if left in bypass
- Subaru EX17 gas engine
- Integrated cut-out for storage
- 65 gallon water tank
- Forklift openings on front of skid
- Complete set of quick connect nozzles
- 3/8", 50' Hose with quick connects

Technical Data

GPM		2.5
PSI		2700
Engine		Subaru EX17
CC		169
Fuel		Gas
Pump		Kärcher KG
Tank	gal.	65
Hose	ft.	50
Ship Weight	lbs.	490
Dimensions (no packaging) (L x W x H)	inches	39.942 x 47.750 x 35.380
Order No.		1.107-233.0
List Price		\$3,250.00

Options

Product name	Order No.	Description	List Price
Feet Kit	8.923-105.0	Rubber Feet Kit	\$12.00
Filter Kit	8.923-107.0	Inlet Filter Kit	\$29.00
Eye Bolts Kit	8.923-106.0	Lifting Eye Bolts Kit	\$58.00
Valve Kit	8.923-108.0	Three-Way Valve Kit	\$40.00

Cold Water | Gas or Diesel Powered | Belt Drive



Liberty HD PB/DB Cage.

Our roll cage models are the most powerful units in our cold water line, with cleaning power of up to 5000 PSI. Protected by a rugged powder coated roll cage built of 1-1/4" steel, the PB Cage units feature powerful Vanguard, Honda or Kohler engines, tri-plunger oil bath Kärcher pumps, 13-inch tubed pneumatic tires, and an extra rugged belt-drive assembly with notched V belts and cast iron pulleys. All single and double-axle models are ETL safety certified.



Technical Data and Equipment

HD 3.7/35 PB Cage

HD 4.0/40 PB Cage

HD 4.0/50 PB Cage*

HD 4.5/50 PB Cage*

HD 3.4/30 DB Cage*

- Belt-drive
- Rugged steel chassis & roll cage
- Powerful Honda, Vanguard or Kohler engine
- Cleaning power up to 5000 PSI
- Electric start on dual-axle models*
- Industrial belt-drive Kärcher pump with 7-year warranty
- 13" tubed pneumatic tires

Technical Data

		HD 3.7/35 PB Cage	HD 4.0/40 PB Cage	HD 4.0/50 PB Cage*	HD 4.5/50 PB Cage*	HD 3.4/30 DB Cage*
GPM		3.7	4.0	4.0	4.5	3.4
PSI		3500	4000	5000	5000	3000
Engine		Honda GX390	Vanguard 16	Honda GX630	Honda GX660	Kohler KD420
CC		389	479	688	688	404
Start		Recoil	Recoil	Electric	Electric	Electric
Fuel		Gas	Gas	Gas	Gas	Diesel
Pump		Kärcher KM	Kärcher KT	Kärcher KX	Kärcher KX	Kärcher KM
Axles		1	2	2	2	2
Ship Weight	lbs.	350	470	495	500	410
Dimensions (L x W x H)	inches	42 x 26 x 30	42 x 26 x 36	42 x 26 x 36	42 x 26 x 36	42 x 26 x 36
Order No.		1.575-205.0	1.575-207.0	1.575-200.0	1.575-201.0	1.575-202.0
List Price		\$3,399.00	\$5,399.00	\$6,299.00	\$7,249.00	\$6,129.00

Options (field installed)

Product name	Order No.	Description	List Price
100' EZEE Hose Reel Kit	9.801-028.0	100' EZEE Hose Reel kit, single axle (hose not included)	\$280.00
100' Hose Reel Kit	9.801-029.0	100' Hose Reel kit, 5000 psi, double axle (hose not included)	\$389.00

Cold Water | Gas Powered | Belt Drive



Liberty HD PB.

Our cold-water belt-drive series provides a broad selection of rugged belt-drive units, all with reliable Honda GX engines, which deliver cleaning volume of up to 3.7 GPM. Each model is ETL certified to UL-1776 safety standards and comes with a rugged steel chassis, cast iron belt pulley system, tubed pneumatic tires, and industrial-grade Kärcher crankcase pump.



Technical Data and Equipment

HD 3.0/30 PB

HD 3.7/35 PB

HD 3.0/40 PB

- Chrome handles
- Powder coated steel chassis
- Reliable Honda GX engine
- Water volume up to 3.7 GPM
- Industrial belt-drive Kärcher pump
- Tubed pneumatic tires

Technical Data		HD 3.0/30 PB	HD 3.7/35 PB	HD 3.0/40 PB
GPM		3.0	3.7	3.0
PSI		3000	3500	4000
Engine		Honda GX270	Honda GX390	Honda GX390
CC		270	389	389
Fuel		Gas	Gas	Gas
Pump		Kärcher KD	Kärcher KM	Kärcher KM
Ship Weight	lbs.	225	250	250
Dimensions (L x W x H)	inches	45 x 26 x 24	45 x 26 x 24	45 x 26 x 24
Order No.		1.575-152.0	1.575-154.0	1.575-155.0
List Price		\$2,799.00	\$3,099.00	\$3,243.00

Cold Water | Gas Powered | Direct Drive



Xpert Series.

Kärcher's Xpert series is a professional-grade line of cold water pressure washers. Powered by reliable Honda engines, Kärcher offers your choice of 160CC units with axial pumps or 196CC and 389CC units with Kärcher crankcase pumps. These Xpert units feature commercial-duty guns and wands and come with downstream chemical injection, four hardened stainless steel quick-couple nozzles and feature 25 or 50-ft of contractor-grade hose rated for 4,000 PSI. The precision welded frames and pneumatic tires make these pressure washers easy to maneuver on any terrain yet they are compact enough to fit in the trunk of most cars.



Powerful and durable

- Industrial-grade, direct-drive high-pressure pump features a triplex, forged brass head with a 7-year warranty (on crankcase pumps only).
- 2700 PSI models and above feature industrial duty Honda GX Engines with 3-year warranty and easy-access oil drain+.
- 50 foot steel-wire braid high-pressure hose with hose guard for burst protection and swivel fitting for tangle-free operation+.
- Welded steel chassis protected by all-weather, epoxy powder coat finish for durability and is ergonomically designed for user comfort.

Smart features

- E-Z Start Valve for resistance-free pull starting.
- Four quick couple nozzles made of hardened stainless steel and color-coded to easily select spray pattern (0°, 15°, 25°, 40°).
- Easy-to-attach detergent injector and soap nozzle for quick application of detergents.
- Side-grip spray wand for ergonomic operator comfort.

Outstanding mobility

- Rubber pad feet keep the unit stationary and prevent it from "walking".
- Pneumatic tires make for easy maneuvering on all terrains.
- 1-1/4" handles on both front and back provide easy loading and unloading in a vehicle.

Technical Data and Equipment



HD 2.3/23 PS KAR



HD 2.3/23 P COM

HD 2.5/27 P



HD 3.8/35 P

HD 3.5/40 P

- Reliable Honda engines
- Axial or crankcase pumps
- Welded steel chassis protected by all weather, epoxy powder coat finish
- Ergonomic design
- EZEE pull starting
- Pneumatic tires
- UL-1776 safety certification

Technical Data

		HD 2.3/23 PS KAR	HD 2.3/23 P COM	HD 2.5/27 P	HD 3.8/35 P	HD 3.5/40 P
GPM		2.3	2.3	2.5	3.8	3.5
PSI		2300	2300	2700	3500	4000
Engine		Honda GC160	Honda GC160	Honda GX200	Honda GX390	Honda GX390
CC		160	160	196	389	389
Pump		Kärcher axial (1-year warranty)	Comet axial (1-year warranty)	Kärcher KG (7-year warranty)	Kärcher KS (7-year warranty)	Kärcher KS (7-year warranty)
Ship Weight	lbs.	72	73	99	157	157
Dimensions	inches	36.5 x 23.5 x 30.5	36.5 x 23.5 x 30.5	36.5 x 23.5 x 30.5	36.5 x 23.5 x 30.5	36.5 x 23.5 x 30.5
Order No.		1.107-104.0	1.107-103.0	1.107-106.0	1.107-108.0	1.107-219.0
List Price		\$710.00	\$798.00	\$1,259.00	\$1,829.00	\$1,829.00

Pallet Savings - Kärcher's Xpert series is available for purchase in pallets. Choose from a pallet of a single model, or choose one of our mixed pallet options.

Product name	Order No.	Description	List Price
Pallet of 8 Xpert	8.917-675.0	Pallet of 8 Xpert-HD 2.3/23 P Comet	\$6,199.00
Pallet of 8 Xpert	8.917-676.0	Pallet of 8 Xpert-HD 2.3/23 P Kärcher	\$5,525.00
Pallet of 8 Xpert	8.917-678.0	Pallet of 8 Xpert-HD 2.5/27 P	\$9,769.00
Pallet of 2 Xpert	8.917-680.0	Pallet of 2 Xpert-HD 3.8/35 P	\$3,549.00
Pallet of 2 Xpert	8.921-610.0	Pallet of 2 Xpert-HD 3.5/40 P	\$3,631.00
Mixed Pallet, 5 Xpert	8.917-681.0	Mixed Pallet, 5 Xpert-HD 2.3/23 P Comet & 3 Xpert-HD 2.5/27 P	\$7,529.00
Mixed Pallet, 5 Xpert	8.917-682.0	Mixed Pallet, 5 Xpert-HD 2.3/23 P Kärcher & 3 Xpert-HD 2.5/27 P	\$7,100.00

Cold Water | Gas Powered | Direct Drive



Liberty HD Cart.

These Liberty Series models are tough gasoline-powered direct-drive cold water machines that deliver cleaning power of up to 3500 PSI. Built on compact sturdy steel frames, each unit features a dependable industrial-grade Honda engine, Kärcher crankcase pump, hose/gun rack, detergent injection, and tubed pneumatic tires. All models are ETL certified.



Powerful and durable

- Rugged chassis base painted with an epoxy powder coat finish for all-weather protection.
- Reliable Honda GX engine with two-year warranty; low-oil alert and silent-tone muffler.
- Industrial-grade, tri-plunger, oil-bath Kärcher high pressure pump with forged brass head and ceramic pistons; backed by 7-year warranty.
- 50' durable wire-braid hose rated for 3000 or 4500 PSI; with hose guard for burst protection.
- Safety thermal pump saver valve protects against hot-water damage by venting recirculated water.

Outstanding mobility

- 10" tubed pneumatic tires for easy maneuvering on all terrains and to absorb vibration.
- Rubber feet to absorb vibration and keep the unit from "walking".
- Convenient front and back 1 1/4" chrome-plated handles to assist in lifting and moving the pressure washer.

Technical Data and Equipment

HD 2.3/24 P HD 2.5/27 P HD 3.0/30 P HD 3.8/35 P HD 3.5/40 P

- Chrome handles
- Steel frame with powder coat finish
- Commercial grade Honda GX engine
- Cleaning power up to 3500 PSI
- Industrial direct-drive Kärcher crankcase pump

Technical Data	HD 2.3/24 P	HD 2.5/27 P	HD 3.0/30 P	HD 3.8/35 P	HD 3.5/40 P
GPM	2.3	2.5	3.0	3.8	3.5
PSI	2400	2700	3000	3500	4000
Engine	Honda GX160	Honda GX200	Honda GX270	Honda GX390	Honda GX390
CC	163	196	270	389	389
Pump	Kärcher KG	Kärcher KG	Kärcher KG	Kärcher KS	Kärcher KS
Ship Weight lbs.	148	155	175	180	180
Dimensions (L x W x H) inches	35 x 21 x 24	35 x 21 x 24	35 x 21 x 24	35 x 21 x 24	35 x 21 x 24
Order No.	1.575-100.0	1.575-101.0	1.575-102.0	1.575-104.0	1.107-223.0
List Price	\$1,579.00	\$1,799.00	\$1,979.00	\$2,329.00	\$2,329.00

Options (field installed)

Product name	Order No.	Description	List Price
100' EZEE Hose Reel Kit	9.801-026.0	100' EZEE Hose Reel kit (hose not included)	\$245.00

Cold Water | Gas Powered | Direct Drive



Residential Pro-Grade power.

Kärcher offers a line of gas-powered, direct-drive cold water pressure washers designed for residential use. They are easy to use and transport.



Technical Data and Equipment

HD 2.3/26 CV*

HD 2.5/30 CH

HD 3.6/40 CH

- Durable steel frame
- Portable, easy to transport
- 1-year pump warranty

Technical Data

	HD 2.3/26 CV*	HD 2.5/30 CH	HD 3.6/40 CH
GPM*	2.3	2.5	3.6
PSI*	2600	3000	4000
Engine	Honda GCV160	Honda GC190	Honda GX390
CC	160	187	389
Pump	Kärcher axial	Kärcher axial	Kärcher axial
Ship Weight lbs.	78	77	144
Dimensions (L x W x H) inches	21 x 23 x 31	22 x 23 x 35	37 x 24 x 31
Order No.	1.107-077.0	1.107-078.0	1.107-079.0
List Price	\$700.00	\$803.00	\$1,917.00

* Performance certified to PWMA standard +/- 20% of advertised specifications

Cold Water | Gas Powered | Direct Drive | Belt Drive



Liberty Aluminum Series.

Kärcher's Aluminum Liberty Series HD pressure washer offers commercial grade cleaning in a light-weight, corrosion-resistant and easily mobile design. Built with a weldless aluminum frame, these units provide best-in-class maneuverability and are easy to push and pull, in part to their innovative shape and weight distribution. Cast aluminum rotary joints allow for easy transport, easy storage and ergonomic operation. All models are ETL certified to both UL and CSA safety standards.



Powerful and durable

- Commercial-duty Kärcher crankcase pump with 7-year warranty.
- Commercial-duty gasoline- powered Honda GX engine with 3-year warranty.
- Vented belt guard provides cooler operating temperature for belts and pulleys for longer service life.
- Water-resistant electrical box with two-position rotary on/off switch.
- 50 ft. of steel-wire braid high pressure hose rated for 4,000 PSI with 24-inch hose guard for burst protection and swivel crimp fitting for tangle-free handling of hose and trigger gun.
- Four quick-couple high-pressure nozzles of hardened stainless steel and color-coded for easy selection of spray pattern: 0°, 15°, 25°, 40°.

Smart features

- Thermal pump protector to protect pump from excessive heat build-up while in by-pass.
- Professional-duty trigger gun and spray wand with adjustable side grip.
- Convenient storage of hose and trigger gun thanks to on-board hose and gun/wand hanger.
- Handle is fully adjustable for height of operator and can fold over easy storage

Outstanding mobility

- Weldless aluminum frame with 1-1/4" handle and bumper for maximum durability and mobility.
- Spring-loaded rubber feet prevent walking of the unit during operation.
- Pneumatic tires make for easy maneuvering on any terrain.
- Convenient front and back chrome-plated handles to assist in lifting and moving the pressure washer.

Technical Data and Equipment



HD 2.5/27 P AL



HD 3.0/30 P AL



HD 3.8/35 P AL



HD 3.5/40 P AL



HD 2.5/27 PB AL

HD 3.7/35 PB AL

- Weldless aluminum frame
- Cast aluminum rotary joints
- Quick-couple high pressure nozzles
- Professional-Duty accessories
- On-board hose/wand hanger
- 7-year pump warranty
- 3-year engine warranty

Technical Data

	2.5	3.0	3.8	3.5	2.5	3.7
GPM	2.5	3.0	3.8	3.5	2.5	3.7
PSI	2700	3000	3500	4000	2700	3500
Engine	Honda GX200	Honda GX270	Honda GX390	Honda GX390	Honda GX200	Honda GX390
CC	196	270	389	389	196	389
Pump	Kärcher KG	Kärcher KD	Kärcher KS	Kärcher KS	Kärcher KD	Kärcher KM
Ship Weight lbs.	125	148	172	172	196	249
Dimensions (L x W x H) inches	40.8 x 22.5 x 39.6	40.8 x 22.5 x 39.6	40.8 x 22.5 x 39.6	40.8 x 22.5 x 39.6	49.9 x 27 x 40.6	49.9 x 27 x 40.6
Order No.	1.107-129.0	1.107-130.0	1.107-131.0	1.107-227.0	1.107-132.0	1.107-133.0
List Price	\$1,729.00	\$2,199.00	\$2,429.00	\$2,429.00	\$2,321.00	\$2,865.00

Options (field installed)

Product name	Order No.	Description	List Price
Detergent injector	8.929-062.0	Detergent injector up to 3 GPM	\$27.15
Detergent injector	9.802-225.0	Detergent injector over 3 GPM	\$39.00
Detergent nozzle	8.723-636.0	Detergent nozzle	\$4.25
Dirt Blaster nozzle	4.767-041.0	Dirt Blaster nozzle - HD 2.5/27 P AL	\$82.95
Dirt Blaster nozzle	9.302-447.0	Dirt Blaster nozzle - HD 3.0/30 P AL	\$86.85
Dirt Blaster nozzle	9.302-443.0	Dirt Blaster nozzle - HD 3.8/35 P AL	\$86.85

Cold Water | Gas Powered | Direct Drive



HD Handtruck Design

This series of commercial-duty, gas-powered cold water pressure washers offers the ideal balance between professional performance and value. Powered by reliable Honda engines, all four models have Kärcher's German-engineered, direct-drive axial pump, rugged steel frame with handtruck design, tubed pneumatic tires and 50' of commercial-duty hose.



Powerful and durable

- Rugged steel frame and power platform, with easy-to-manuever handtruck design, is painted with a black, wrinkle-coat finish for all-weather protection.
- Reliable Honda engine with two-year warranty, low-oil alert and silent-tone muffler; 9 and 13 HP models have an EZ-start valve for resistance-free pull starting of engine.
- Three-piston, direct-drive Kärcher axial pump with unique swash plate design has fewer moving parts for a highly efficient, smooth and quiet operation; brass cylinder head ensures extra durability and extended life.
- 50' durable wire braid hose
- Inlet strainer protects pump from debris in the water source.
- Top-mounted 100' hose reel (comes standard only on machines more than 3,000 PSI).

Smart features

- Easy-to-attach downstream detergent injector with brass soap nozzle.
- Four conveniently mounted, quick-couple spray nozzles for varying fan spray.
- Insulated, high-pressure trigger gun for hours of fatigue-free cleaning.

Outstanding mobility

- 10" tubed pneumatic tires for easy maneuvering on all terrains and to absorb vibration; front-mounted rubber feet also absorb vibration and keep the unit from "walking" during operation.
- Upright design for easy, ergonomic transport.

Technical Data and Equipment

HD 2.5/24 P
HD 2.6/26 P
HD 3.1/31 P
HD 4.0/36 P

- Reliable Honda engines
- Kärcher axial pump
- Reinforced upright steel frame
- Unmatched value

- includes 100' hose reel

- includes 100' hose reel

Technical Data

GPM	2.5	2.6	3.1	4.0
PSI	2400	2600	3100	3600
Engine	Honda GC160	Honda GC190	Honda GX270	Honda GX390
CC	160	187	270	389
Pump	axial	axial	axial	axial
Ship Weight	lbs.	148	155	166
Dimensions (L x W x H)	inches	35 x 21 x 24	35 x 21 x 24	24 x 32 x 43
Order No.	1.575-105.0	1.575-106.0	1.575-107.0	1.575-108.0
List Price	\$901.00	\$962.00	\$1,849.00	\$2,158.00

Options (field installed)

Product name	Order No.	Description	List Price
100' Non-pivot Hose Reel	9.801-253.0	100' non-pivot hose reel, hose not included	\$174.00

Cold Water | Electric Powered | Direct Drive



Liberty HD Cart.

Our electric-powered machines are durable direct-drive units that can deliver cleaning volume of up to 3.5 GPM. Powered by heavy duty industrial-grade motors, these compact electric units feature tri-plunger oil bath Kärcher pumps, powder coated steel chassis, hose racks, detergent injection, insulated guns and wands, and tubed pneumatic tires. All models are ETL certified to UL and CSA safety standards.



Powerful and durable

- Rugged chassis made of 10- gauge steel and painted with an epoxy powder coat finish for all-weather protection.
- Industrial-duty Baldor motor with 36 ft. electrical cord and ground fault circuit interrupter (GFCI) for operator safety.
- Industrial-grade, tri-plunger, direct-drive Kärcher high pressure pump with forged brass head and ceramic pistons backed by a 7-year warranty.
- Water-resistant electrical box with two-position rotary on/off switch.
- Ceramic-coated piston.
- Insulated, stainless steel high-pressure wand with quick-couple connector for easy attachment of high-pressure nozzles.
- ETL certified to the rigid UL-1776 and CSA safety standards.

Smart features

- Thermal pump saver valve protects against hot- water damage by venting recirculated water.
- Five conveniently mounted, quick-couple spray nozzles for varying fan spray.
- 50' durable wire-braid hose rated for 3000 to 4500 PSI has hose guard for burst protection.

Outstanding mobility

- 10" tubed pneumatic tires for easy maneuvering on all terrains.
- Ergonomic high-pressure trigger gun for hours of fatigue-free cleaning.
- Integrated tilting aid at the rear.
- Convenient front and back chrome-plated handles to assist in lifting and moving the pressure washer.

Technical Data and Equipment

HD 2.0/10 Ed HD 1.9/15 Ed HD 2.8/10 Ed HD 3.5/20 Ea

- Chrome handles
- Steel frame and chassis protected by powder coat finish
- Direct-drive Kärcher crankcase pump
- Available in 120V and 230V
- ETL certified to UL and CSA standards

Technical Data

	HD 2.0/10 Ed	HD 1.9/15 Ed	HD 2.8/10 Ed	HD 3.5/20 Ea
GPM	2.0	1.9	2.8	3.5
PSI	1000	1350	1000	2000
HP	1.5	2	2	5
Electrical	120V / 1ph	120V / 1ph	120V / 1ph	230V / 1ph
Amps	15	20	20	22
Pump	Kärcher KE	Kärcher KE	Kärcher KE	Kärcher KE
Ship Weight lbs.	140	150	150	167
Dimensions inches (L x W x H)	35 x 21 x 24	35 x 21 x 24	35 x 21 x 24	35 x 21 x 24
Order No.	1.575-250.0	1.575-251.0	1.575-252.0	1.575-253.0
List Price	\$1,579.00	\$1,669.00	\$1,659.00	\$2,039.00

Options (field installed)

Product name	Order No.	Description	List Price
100' EZEE hose reel kit	9.801-027.0	100' EZEE hose reel kit (hose not included)	\$274.00

Cold Water | Electric Powered | Direct Drive

Wall-Mount Cold Water

Kärcher's wall-mount unit has a durable steel frame, amazingly quiet 1725 RPM motor, and is perfect for in-shop uses. A remote on/off switch with a 10' electrical cord allows the machine to be mounted high on a wall away from backspray. ETL certified to UL and CSA safety standards.



Shown with optional wall mount bracket



Technical Data and Equipment

HD 2.0/14 Ed +

- Accepts hot water up to 180 degrees
- Remote on/off switch
- Kärcher Triplex crankcase pump
- Pressure controlled auto start/stop safety feature
- Reliable industrial motor

Technical Data	
GPM	1.8
PSI	1400
HP	2
Electrical	120V / 1ph
Amps	20
Pump	Kärcher KE
Ship Weight	lbs. 120
Dimensions (L x W x H)	inches 20 x 19 x 17
Order No.	1.107-088.0
List Price	\$1,759.00

Options (field installed)

Product name	Order No.	Description	List Price
Wall mount bracket	8.920-952.0	Wall mount bracket	\$230.00

Cold Water | Electric or Gas Powered | Direct Drive

Liberty Hand Held.

These light-industrial hand held units are significantly more rugged than typical consumer substitutes and are built with durable steel frames. Hand-held models come with a dependable axial pump, high pressure hose, a stainless steel wand and detergent injector with brass soap nozzle.



Technical Data and Equipment



HD 2.0/10 Ed

HD 1.8/14 Ed

HD 2.3/23 P

HD 2.3/24 P

- Durable steel frame
- Axial pump on most models
- Portable, easy to transport

Technical Data					
GPM		2.0	1.8	2.3	2.3
PSI		1000	1400	2300	2400
HP		1.5	2	5	5.5
Electrical		120V / 1ph	120V / 1ph	NA	NA
Amps		15	20		
CC/Engine		NA	NA	160 / Honda GC160	163 / Honda GX160
Pump		Comet axial	Comet axial	Kärcher axial	Kärcher KG
Ship Weight	lbs.	80	95	160	163
Dimensions (L x W x H)	inches	16 x 24 x 22	16 x 24 x 22	16 x 24 x 22	16 x 24 x 22
Order No.		1.575-400.0	1.575-401.0	1.575-351.0	1.575-350.0
List Price		\$959.00	\$1,039.00	\$799.00	\$1,299.00

Cold Water | Electric Powered | Belt Drive



Rugged Roll-Cage Design.

These new belt-drive, electric roll cage models feature cleaning power of 5000 PSI and are available with either 230/3 phase or 460/3 phase. These units are specialty machines perfect for use in the marine market cleaning the bottom of boats or in the concrete industry for cleaning trucks, forms and handling equipment. Hoses, wands, guns and fittings are high-pressure rated and both models are ETL safety certified.



Powerful and durable

- 20 HP industrial-duty Baldor motor for years of reliable performance.
- Kärcher crankcase pump is belt-driven for longer-life and quieter operation than gear-driven models and comes with a 7-year warranty.
- Thermal Pump Protection protects the pump against excessive water temperature.
- ETL certification to UL and CSA standards.
- In-line water filter provides additional protection of the pump against dirt and debris.

Smart features

- 50-ft high pressure hose rated for 6,000 PSI with 11,000 PSI rated fittings and couplings.
- NEMA 4 Electrical Box houses all electrical components and protects them against house over-spray.
- High visibility spray gun and wand for operator safety and easy operation.
- Downstream detergent injection for application of soaps and other detergents.
- 12-ft electrical cord for connection to electrical circuit.

Outstanding mobility

- Roll-cage construction with 4 pneumatic tires and integrated lifting beam for easy maneuverability on all terrains and easy movement with a crane.
- Hand-operated safety brake keeps the unit from rolling when in use.

Technical Data and Equipment

HD 5.0/50 Eb Cage

HD 5.0/50 Ec Cage

- Rugged steel chassis & roll cage
- Kärcher Belt-drive crankcase pump
- Cleaning power of 5000 PSI
- 50' high-pressure hose
- 20 HP Baldor motor
- 13" tubed pneumatic tires

Technical Data

GPM	5.0	5.0
PSI	5000	5000
HP	20	20
Electrical	230V / 3ph	460V / 3ph
Amps	48	26
Pump	Kärcher KX	Kärcher KX
Ship Weight	lbs. 480	480
Dimensions (L x W x H)	inches 42 x 26 x 30	42 x 26 x 30
Order No.	1.107-084.0	1.107-087.0
List Price	\$7,300.00	\$7,300.00

Options (field installed)

Product name	Order No.	Description	List Price
100' hose reel kit	9.801-029.0	100' hose reel kit, 5000 PSI (hose not included)	\$389.00

Cold Water | Electric Powered | Belt Drive



Cold-Water Cabinet.

Our cold-water cabinet units really take the heat, accepting heated water up to 180°F. Protected in durable steel cabinets, they demonstrate industrial strength throughout, including belt-drive Kärcher crankcase pumps, industrial Baldor motors, and magnetic starters for operator safety. All models are ETL certified to UL and CSA safety standards.



Technical Data and Equipment

HD 2.8/10 ST Ed B HD 4.2/20 ST Ea B HD 4.2/20 ST Eb B HD 4.2/20 ST Ec B HD 4.2/20 ST Eh B

- Accept hot water up to 180°F
- Powder coated steel cabinets
- Belt-drive pump w/ 7-year warranty
- Available in 120V, 208V, 230V, 460V

Technical Data		HD 2.8/10 ST Ed B	HD 4.2/20 ST Ea B	HD 4.2/20 ST Eb B	HD 4.2/20 ST Ec B	HD 4.2/20 ST Eh B
GPM		2.8	4.2	4.2	4.2	4.2
PSI		1000	2000	2000	2000	2000
HP		2	6	6	6	6
Electrical		120V / 1ph	230V / 1ph	230V / 3ph	460V / 3ph	208V / 3ph
Amps		20	29	22	11	16
Pump		Kärcher KD	Kärcher KM	Kärcher KM	Kärcher KM	Kärcher KM
Ship Weight	lbs.	210	285	255	260	265
Dimensions (L x W x H)	inches	26 x 20 x 16	26 x 20 x 16	26 x 20 x 16	26 x 20 x 16	26 x 20 x 16
Order No.		1.575-300.0	1.575-301.0	1.575-302.0	1.575-303.0	1.575-305.0
List Price		\$2,599.00	\$3,449.00	\$3,149.00	\$3,149.00	\$3,149.00

Technical Data and Equipment



1, 2 Outstanding mobility features

- Wheel Kit with detergent rack and optional hose reel.
- Floor stand with caster wheels.

HD 3.5/30 ST Ea B

HD 3.5/30 ST Eb B

HD 3.5/30 ST Ec B

HD 3.5/30 ST Eg B

HD 3.5/30 ST Eh B

Technical Data

	HD 3.5/30 ST Ea B	HD 3.5/30 ST Eb B	HD 3.5/30 ST Ec B	HD 3.5/30 ST Eg B	HD 3.5/30 ST Eh B
GPM	3.5	3.5	3.5	3.5	3.5
PSI	3000	3000	3000	3000	3000
HP	7.5	7.5	7.5	7.5	7.5
Electrical	230V / 1ph	230V / 3ph	460V / 3ph	208V / 1ph	208V / 3ph
Amps	36	19	11	38	23
Pump	Kärcher KM	Kärcher KM	Kärcher KM	Kärcher KM	Kärcher KM
Ship Weight lbs.	330	275	270	332	271
Dimensions (L x W x H) inches	26 x 20 x 16	26 x 20 x 16	26 x 20 x 16	26 x 20 x 16	26 x 20 x 16
Order No.	1.575-306.0	1.575-307.0	1.575-308.0	1.575-309.0	1.575-310.0
List Price	\$4,599.00	\$3,569.00	\$3,569.00	\$4,929.00	\$3,669.00

Options (field installed)

Product name	Order No.	Description	List Price
Wheel Kit	9.801-031.0	Wheel Kit with Detergent Rack	\$386.00
Wall Mount Kit	9.801-033.0	Wall Mount Kit	\$146.00
Wall Mount Kit	8.903-043.0	Stainless Steel Wall Mount Kit	\$257.00
Floor Stand	8.903-040.0	Floor Stand, 24" short	\$261.00

Options (factory installed)

Conversion to Stainless Steel Cabinet	9.801-002.0*	Conversion to Stainless Steel Cabinet	\$517.00
Auto Start/Stop	9.801-011.0*	Auto Start/Stop	\$323.00
Time-Delay Shutdown	9.801-012.0*	Time-Delay Shutdown	\$323.00
Hour Meter	9.801-013.0*	Hour Meter	\$64.00
Floor Stand	9.801-034.0	Floor Stand, 36" Tall	\$280.00
Floor Stand	8.903-617.0	Stainless Steel Floor Stand, 36" Tall	\$646.00
Floor Stand	8.941-546.0	Stainless Steel Floor Stand, without Hose Hanger	\$758.00
Caster Wheels	9.801-035.0	Caster Wheels for Floor Stand	\$285.00
Hose Reel Kit, Floor Stand Only	9.801-036.0**	Hose Reel Kit, Floor Stand Only, 100 ft, No Hose	\$413.00
Hose Reel Kit for Wheel Kit	8.903-521.0**	Hose Reel Kit for Wheel Kit, 100 ft, No Hose	\$231.00
Cox Reel, Wall Mount	9.802-265.0**	Cox Reel, Wall Mount	\$310.00
Kit	8.903-039.0**	Kit, Hose Reel w/Bracket for Stand & Wall Mount Kits	\$406.00

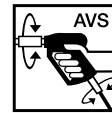
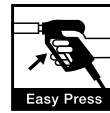
**hose not included

Cold Water | Electric Powered



The compact class – fast and thorough.

These reliable, compact all-rounders offer the benefits of low weight, compact dimensions, easy handling and high cleaning performance. Ideal for workshops, courtyards, etc.



1 EASY Press hand spray gun

- Ergonomic design for ease of use.
- EASY press trigger for fatigueless use.
- With soft grip for greater comfort.

2 Telescopic push handle

- Large aluminium profiles provide stability and good manoeuvrability.
- Holds accessories in the extended position.
- Retracts for convenient, space-saving transport, such as in service vehicles or compact cars.

3 Outstanding mobility

- For rapid cleaning at different locations.
- Space-saving storage in service vehicles.
- Fast set-up thanks to integrated storage options.

4 Automatic pressure cut-off

- Switches off immediately when work is interrupted.
- For reduced energy and water consumption.

Technical Data and Equipment



HD 1.8/13 C Ed



HD 2.3/15 C Ed*



HD 3.0/20 C Ea

- No fossil fuel emissions or fumes
- Ergonomic design
- Low-pressure soap injection system
- Complete trigger shut off
- Triple changeover nozzle
- ETL certified to UL and CSA standards

Technical Data

GPM		1.8	1.0-2.3	1.1-3.0
PSI		1300	435	300-2000
HP		2.2	3.2	5.2
Electrical		120V / 1ph	120V / 1ph	240V / 1ph
Amps		15	20	20
Pump		Kärcher axial	Kärcher axial	Kärcher axial
Trigger Gun		Extended Trigger Gun	Easy Press	Easy Press
Variable Flow			■ n	■ n
Ship Weight	lbs.	63	68	68
Dimensions (L x W x H)	inches	15 x 14 x 37	15 x 14 x 37	15 x 14 x 37
Order No.		1.514-136.0	1.150-626.0	1.150-625.0
List Price		\$1,158.00	\$1,566.00	\$1,632.00


* Servo Control not an option

Cold Water | Electric Powered



Medium class – excellent features.

These medium class machines are extremely mobile and user-friendly with low-speed four-pole single or three-phase motors for continuous use.



1 CHEM switch

- Unique CHEM switch system allows operator to switch between two on-board detergent tanks without interruption; includes precise two-way metering valve to accurately vary detergent volume.
- Easy cleaning agent bottle changeover.

2 Smart features

- Rear cable/hose rack provides added convenience.
- Kink-free, 33-ft. high-pressure hose is easy to wind, with integrated connection inside the gun which swivels under full pressure.
- Integrated lance holder for easy transport.
- Parking position for short breaks.

3 Powerful and durable

- Robust, three-piston axial pumps features detergent-resistant brass cylinder head and stainless valves; pumps is protected by pressure switch and over flow valve.
- Built-in motor protection against voltage fluctuations and excessive temperatures
- Single-phase unit features ground-fault circuit interrupter (GFCI) for operator safety
- Low-speed, 4-pole, air-cooled motor runs quieter and cooler than conventional motors thus prolonging its service life
- Ceramic-coated piston.

4 Outstanding mobility

- Large wheels for uneven surfaces.
- Upright design for easy, ergonomic transport.
- Integrated tilting aid at the rear.

Technical Data and Equipment

HD 3.0/20-4M Ea*

- No fossil fuel emissions or fumes
- Ergonomic design
- Low-pressure soap injection system
- Complete trigger shut off
- Triple changeover nozzle
- Comes with variable flow ServoPress gun
- ETL certified to UL and CSA standards

Technical Data

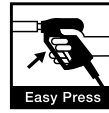
GPM		1.3-3.0
PSI		435-2000
HP		4.7
Electrical		220-240V / 1ph
Amps		20
Pump		Kärcher axial
Ship Weight	lbs.	105
Dimensions (L x W x H)	inches	18 x 16 x 40
Order No.		1.524-126.0
List Price		\$2,326.00

Cold Water | Electric Powered



Super class – perfect for tough jobs in non-stop use.

Where vast amounts of dirt accumulate every day, reliable Kärcher super class models provide indispensable services. Ideal for use in the construction, agricultural and forestry sectors as well as industry and municipal facilities.



1 Powerful and durable

- Robust, three-piston axial pumps features detergent-resistant brass cylinder head and stainless valves; pumps is protected by pressure switch and over flow valve.
- Built-in motor protection against voltage fluctuations and excessive temperatures
- Single-phase unit features ground-fault circuit interrupter (GFCI) for operator safety
- Low-speed, 4-pole, water-cooled motor runs quieter and cooler than conventional motors thus prolonging its service life
- Ceramic-coated piston.

2 Smart features

- Rear cable/hose rack provides added convenience.
- Kink-free, 33-ft. high-pressure hose is easy to wind, with integrated connection inside the gun which swivels under full pressure.
- Integrated lance holder for easy transport.
- Parking position for short breaks.

3 Outstanding mobility

- Large wheels for uneven surfaces.
- Upright design for easy, ergonomic transport.
- Integrated tilting aid at the rear.

Technical Data and Equipment



HD 3.5/30-4S Ea**



HD 3.7/22-4S Eg**



HD 4.5/32-4S Eb**



HD 4.5/32-4S Ec**

- No fossil fuel emissions or fumes
- Ergonomic design
- Low-pressure soap injection system
- Complete trigger shut off
- Triple changeover nozzle
- Comes with variable flow ServoPress gun
- ETL certified to UL and CSA standards

Technical Data

GPM		1.8-3.5	1.8-3.7	2.2-4.5	2.2-4.5
PSI		435-3000	435-2200	435-3200	435-3200
HP		9	6.9	10	10
Electrical		220-240V / 1ph	200-208V / 1ph	230V / 3ph	460V / 3ph
Amps		30	30	30	16
Pump		Kärcher axial	Kärcher axial	Kärcher axial	Kärcher axial
Ship Weight	lbs.	168	158	182	182
Dimensions (L x W x H)	inches	22 x 20 x 43	22 x 20 x 43	22 x 20 x 43	22 x 20 x 43
Order No.		1.286-127.0	1.286-115.0	1.286-128.0	1.286-129.0
List Price		\$3,787.00	\$3,387.00	\$3,330.00	\$3,330.00

Cold Water | Electric Powered



Compact food class – for strict hygiene requirements.

Cold water high-pressure cleaner for all-purpose industrial use in the sanitary/food industry. This top-of-the-range machine from the compact class allows you to regulate pressure and water quantity seamlessly.



1 Convenient Easy Press

- Ergonomic design for convenient operation.
- Reduced exhaust and retention force for effortless operation.
- Soft grip surface for a secure grip.

2 High standard of hygiene

- Food-safe, non-marking high-pressure hose.
- Wear-resistant and non-marking grey wheels.
- Accepts inlet water at temperatures up to 180°F.

3 Practical detergent system

- Cleaning agent intake system for removing stubborn dirt.
- The "Inno Foam Set" high-pressure foam system can be used.

4 Variable pressure and water flow regulation

- Directly on the machine.
- Gentle cleaning of sensitive surfaces.

Technical Data and Equipment

HD 2.3/14 C Ed Food

- No fossil fuel emissions or fumes
- Ergonomic design
- Low-pressure soap injection system
- Complete trigger shut off
- Triple changeover nozzle
- ETL certified to UL and CSA standards

Technical Data

GPM		2.3
PSI		1400
HP		3.2
Electrical		120V / 1ph
Amps		20
Pump		Kärcher axial
Ship Weight	lbs.	68
Dimensions (L x W x H)	inches	15 x 14 x 37
Order No.		1.150-629.0
List Price		\$2,152.00



makes a difference

12/2014 · p/n 9.807-5720 · Rights to technical modifications reserved.

**Please contact us for
more information:**

Kärcher North America
750 W. Hampden Avenue, Suite 400
Englewood, CO 80110
U.S.A.

Tel. 800-456-6649
Fax 303-738-2818

www.karcher.com/us

Kärcher Canada
6535 Millcreek Drive Unit 67
Mississauga, ON L5N 2M2
Canada

Tel. 905-672-8233
Fax 905-672-3155

www.karcher.ca