



makes a difference



Pressure Washers 2015

Professional



Determination and Partnerships are the keys to success.

Achieving success requires three ingredients: self-confidence, good training and a clear goal. In today's fast-paced world, reaching your goal without help is difficult. More than ever, success depends on a strong partnership. You'll want to team with somebody whose capabilities you trust, whose equipment is manufactured to the highest quality standards and whose attention to detail and professionalism is top-notch. You'll want to partner with a company like Kärcher; working together, you will achieve your goals quickly and efficiently.



Table of contents

Hot Water, Electric Powered	Page	8-11, 16-21	Cold Water, Diesel Powered	Page	31
Hot Water, Diesel Powered	Page	12-15	Trailer Systems	Page	32
Hot Water, Gas Powered	Page	20	Cold Water, Electric Powered	Page	32-35, 38-41
Hot Water Heater	Page	22	Detergents	Page	46
Cold Water, Gas Powered	Page	23-32, 36-37			



Unbeatable versatility – high-pressure cleaning with Kärcher.

The name Kärcher is synonymous worldwide with power, quality, innovation and for cleaning expertise which has been setting the standard for over 75 years. Kärcher invented the high-pressure cleaner in 1950 and has been refining the principle of high-pressure cleaning ever since. More performance with less consumption, longer service life with shorter cleaning times. As a world market leader, Kärcher offers a range of products that leaves nothing to be desired in terms of technical refinement and versatility – operating with cold or hot water, powered by electric motors or internal combustion engines, mobile or stationary.



1 Powerful and Durable

- High-pressure washers from Kärcher undergo continuous rigorous demands. They are able to meet these demands because of their heavy gauge steel fabrication and powder coated frames for all weather conditions and to protect machine components. Kärcher machines also feature various safety features for prevention of over-heating, excess pressure build up, hot water and low water damage, and they undergo ETL certification.

2 Pump technology

- Kärcher high-pressure cleaners are manufactured in our own plants by our own specialists. This guarantees superior “made by Kärcher” quality. Kärcher’s commercial duty crankcase pumps come with a 7-year warranty.

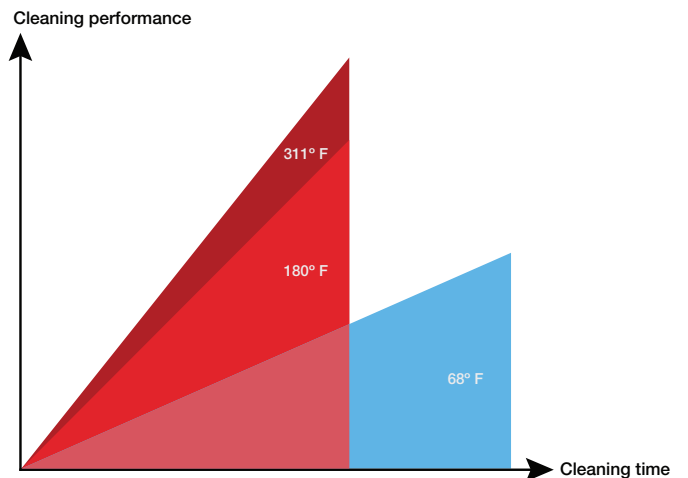
3 Unmatched mobility

- Kärcher high-pressure cleaners are always raising the bar for mobility. They feature easy-grip handles and pneumatic tires for easy maneuvering on all terrains and rubber pad feet absorb vibration and keep units stationary to prevent unwanted movement. On select models, the motor and pump are mounted on a power platform with vibration dampeners that minimize chassis fatigue and stress.



Efficient pressure washer cleaning.

The name Kärcher is synonymous worldwide with power, quality, innovation and for cleaning expertise which has been setting the standard for over 75 years. Kärcher invented the high-pressure cleaner in 1950 and has been refining the principle of high-pressure cleaning ever since. More performance with less consumption, longer service life with shorter cleaning times. As a world market leader, Kärcher offers a range of products that leaves nothing to be desired in terms of technical refinement and versatility - operating with cold or hot water, powered by electric motors or internal combustion engines, mobile or stationary.





HD or HDS: the advantage at a glance.

HD: ideal for removing loose dirt and cleaning large areas

With cold water pressure washers, the temperature has no influence on the cleaning action. The impact pressure is mainly decisive for the cleaning result. For removing stubborn dirt such as oil and grease, good cleaning results can generally be achieved by using detergents. The advantages of HD are as follows: Less expensive, no water heating energy costs, low service and repair costs, fewer components and no heating coil.

HDS: ideal for removing stubborn dirt, antibacterial action and sensitive surface

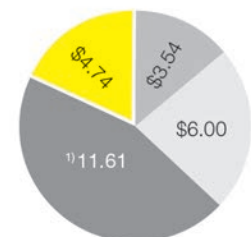
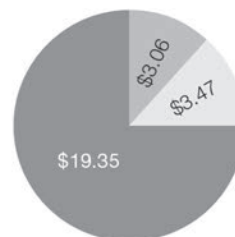
Hot water pressure washers can increase the supplied water temperature from about 54°F to about 302°F. This allows a reduction of the working pressure, cleaning time and the amount of detergent to be used. Cleaning with hot water therefore offers numerous options for optimizing the cleaning process due to the advantages of HDS: Same cleaning effect at lower working pressure, improved cleaning results at identical working pressure, more effective

dissolving of lubricant residues, shorter cleaning times and labor cost saving, effective antibacterial action, shorter drying time and gentle to sensitive surfaces.

Clear cost comparison

Cold water high-pressure washer
Total costs: 1 man/hour = \$25.88

Hot water high-pressure washer
Total costs: 1 man/hour = \$21.15



- Fixed costs/man-hour
- HD labour costs
- HDS labour costs (up to 40% time-saving when using a hot water pressure washer)
- Running costs/man-hour
- Saving per man-hour (\$4.74 = 18%)

Calculation based on 100 man-hours/year.

Hot Water | Electric Powered | Diesel Heated



Liberty HDS Cage

Built on a rugged 1-1/4" powder coated steel frame, these compact electric roll cage models are designed for construction sites, farms and factories where electricity is available. The three models deliver hot water cleaning of up to 2000 PSI using 120V or 230V/1ph. Each features a Kärcher direct-drive crankcase-style pump with limited 7-year warranty, industrial-grade motor and 1/2" Schedule 80 heating coil with stainless steel wrap. All are certified to UL and CSA safety standards.



Powerful and durable

- 120V 1725 RPM or 230V 3450 RPM industrial-grade Baldor motors provide reliable power to the pump.
- Industrial-grade, tri-plunger, oil-bath, direct-drive, Kärcher pump with 7-year warranty.
- 50 ft. of durable, wire braid hose rated for 3000 PSI and with hose guard for burst.
- Safety relief valve attached to discharge side for protection against excess pressure build up.
- Insulated Schedule 80 heating coil is made of 1/2-inch steel pipe and cold-rolled; comes standard with stainless steel coil wrap and 5-year warranty.
- Thermal pump saver valve protects against hot-water damage by venting recirculated water.

Smart features

- Efficient burner with transformer for years of reliable and affordable operation.
- Easy-to-attach downstream detergent injection with quick couplers and brass soap nozzle.
- Fuel filter/water separator ensures pure fuel supply.
- Insulated, high-pressure trigger gun for hours of fatigue-free cleaning.

Outstanding mobility

- Compact 1 1/4" powder-coated steel roll-cage frame protects machine components and is highly maneuverable.
- 13-inch tubed pneumatic tires for easy handling on all terrains.

Technical Data and Equipment

HDS 2.0/10 Ed Cage

HDS 1.9/15 Ed Cage

HDS 3.5/20 Ea Cage

- Rugged steel chassis & roll cage
- Available in 120V and 230V
- Kärcher's Direct-drive crankcase style pumps
- Stainless steel coil wrap standard
- Oil-water separator fuel filter and hour meter
- 1725 RPM motors on 1.5-2 HP models

Technical Data

GPM		2.1	1.9	3.5
PSI		1000	1500	2000
HP		1.5	2	5
Electrical		120V / 1ph	120V / 1ph	230V / 1ph
Pump		Kärcher KE	Kärcher KE	Kärcher KE
Amps		15	20	22
Ship Weight	lbs.	480	480	500
Dimensions (L x W x H)	inches	39 x 27 x 44	39 x 27 x 44	39 x 27 x 44
Order No.		1.575-511.0	1.575-512.0	1.575-513.0

Options (field installed)

Product name	Order No.	Description
100' EZEE Hose Reel Kit	9.801-024.0	100' EZEE hose reel kit (hose not included)
100' Pivot Hose Reel Kit	9.804-570.0	100' Pivot hose reel kit (hose not included)

Hot Water | Electric Powered | Diesel Heated



Liberty HDS Hand Truck

Kärcher offers 4 North American models with their unique hand truck design, all-metal frame, heavy-duty vertical heating coil with stainless steel wrap and pneumatic tires. Units come with belt-drive Kärcher crankcase pumps. All are ETL certified to UL and CSA safety standards.



Powerful and durable

- Industrial-grade Baldor motor with two- year warranty.
- High-output burner with transformer for years of reliable and affordable operation.
- Industrial-grade, tri-plunger, oil-bath, Kärcher pump with 7-year warranty.
- Heavy-gauge 11/4" steel frame with powder coat finish for all-weather protection.
- Safety relief valve attached to discharge side for protection against excess pressure build up.
- Rust-free, 9-gallon polyethylene diesel fuel tank for hours of operation without interruption (5-gallon for 1.5 HP model).
- Insulated Schedule 80 heating coil is made of 1/2-inch steel pipe and cold-rolled; comes standard with stainless steel coil wrap and 5-year warranty.

Smart features

- Cast iron pulley system with OSHA-compliant, totally enclosed belt guard, and easy-to-adjust belt tension (belt-drive models).
- Water resistant control box with burner on/off switch and adjustable thermostat.
- 50 ft. of wire braided hose with burst guard for added protection.
- High pressure rupture disc rated to 7000 lbs to protect user against injury.
- Options are auto start/stop or time delay shutdown, float tank, steam combination.

Outstanding mobility

- Easy-grip handles and tubed pneumatic tires for ease in maneuvering.

Technical Data and Equipment

HDS 3.9/20 Ea

HDS 3.5/30 Ea

HDS 3.5/30 Eb

HDS 3.5/30 Ec

- Available in 230V and 460V
- Belt-drive Kärcher pump
- 1/2-inch Schedule 80 heating coil
- Stainless steel coil wrap
- Upright hand truck design

Technical Data

GPM		3.9	3.5	3.5	3.5
PSI		2000	3000	3000	3000
HP		6	7.5	7.5	7.5
Electrical		230V / 1ph	230V / 1ph	230V / 3ph	460V / 3ph
Amps		29	36	25	13
Drive		Belt	Belt	Belt	Belt
Pump		Kärcher KM	Kärcher KM	Kärcher KM	Kärcher KM
Ship Weight	lbs.	660	690	605	605
Dimensions (L x W x H)	inches	41 x 32 x 44	41 x 32 x 44	41 x 32 x 44	41 x 32 x 44
Order No.		1.575-505.0	1.575-508.0	1.575-509.0	1.575-510.0

Options (factory installed)

Product name	Order No.	Description
Hour meter	9.801-007.0	Hour meter
Float tank	9.801-008.0	Float tank (6-7.5 HP units, with soap valve)
Auto start/stop	9.801-006.0	Auto start/stop (6-7.5 HP models)
Auto start/stop and steam combo	9.804-512.0	Auto start/stop and steam combo (6-7.5 HP models)
Auto start/stop and float tank	9.804-513.0	Auto start/stop and float tank (6-7.5 HP models)
Auto start/stop, steam and float tank	9.804-514.0	Auto start/stop, steam and float tank (6-7.5 HP models)
Steam combination	9.804-515.0	Steam combination (6-7 HP, with float tank)
Steam combination	9.801-009.0	Steam combination (6-7 HP, without float tank)
Time delay	9.801-001.0	Time delay

Time delay shutdown and auto start/stop are mutually exclusive

Options (field installed)

100' EZEE Hose Reel Kit	9.801-023.0	100' EZEE hose reel kit (hose not included)
-------------------------	-------------	---

Hot Water | Gas Powered | Diesel Heated



Liberty HDS P/Pe Cage

Built on a rugged 1-1/4" powder coated steel frame, these compact gas roll cage models are designed for construction sites, farms and factories. The different models deliver hot water cleaning of up to 3500 PSI. Each features a Kärcher pump with limited 7-year warranty, industrial-grade motor. All are certified to UL and CSA safety standards.



Powerful and durable

- Industrial-grade, tri-plunger, oil-bath, direct-drive, Kärcher pump with 7-year warranty.
- 50 ft. of durable, wire braid hose with hose guard for burst.
- Safety relief valve attached to discharge side for protection against excess pressure build up.
- Insulated Schedule 80 heating coil is made of 1/2-inch steel pipe and cold-rolled; comes standard with stainless steel coil wrap and 5-year warranty.
- Thermal pump saver valve protects against hot-water damage by venting recirculated water.

Smart features

- Efficient burner with transformer for years of reliable and affordable operation.
- Easy-to-attach downstream detergent injection with quick couplers and brass soap nozzle.
- Fuel filter/water separator ensures pure fuel supply.
- Insulated, high-pressure trigger gun for hours of fatigue-free cleaning.

Outstanding mobility

- Compact 11/4" powder-coated steel roll-cage frame protects machine components and is highly maneuverable.
- 13-inch tubed pneumatic tires for easy handling on all terrains.

Technical Data and Equipment



HDS 2.8/25 P Cage

HDS 2.6/30 P Cage

HDS 3.5/30 P Cage

HDS 3.5/30 Pe Cage

HDS 3.5/35 Pe Cage

- Direct-drive tri-plunger pumps
- Stainless steel coil wrap standard
- Rugged frame with powder finish
- Pneumatic tires
- Schedule 80 heating coil
- ETL certified to UL & CSA Safety Standards

Technical Data

		HDS 2.8/25 P Cage	HDS 2.6/30 P Cage	HDS 3.5/30 P Cage	HDS 3.5/30 Pe Cage	HDS 3.5/35 Pe Cage
GPM		2.7	2.6	3.5	3.5	3.5
PSI		2400	3000	3000	3000	3500
Engine		Subaru EX21	Honda GX270	Honda GX340	Honda GX340	Honda GX390
CC		211	270	389	389	389
Start		Recoil	Recoil	Recoil	Electric	Electric
Pump		Kärcher KG	Kärcher KG	Kärcher KS	Kärcher KS	Kärcher KS
Burner		12V DC	12V DC	12V DC	12V DC	12V DC
Ship Weight	lbs.	404	500	550	560	595
Dimensions (L x W x H)	inches	39 x 28 x 42	39 x 28 x 42	46 x 28 x 44	46 x 28 x 44	46 x 28 x 44
Order No.		1.575-555.0	1.575-550.0	1.575-551.0	1.575-552.0	1.575-553.0

Options (field installed)


Product name	Order No.	Description
100' EZEE Hose Reel Kit	9.801-024.0	100' EZEE hose reel kit (hose not included)
100' Pivot Hose Reel Kit	9.804-570.0	100' pivot hose reel kit (hose not included)

Hot Water | Gas or Diesel Powered | Diesel Heated



Liberty HDS Pe/De Cage

Kärcher Series oil-fired skids are the workhorses of the pressure washer industry. Delivering up to 5.6 GPM of hot water at up to 3500 PSI, these rugged gas- and diesel-powered machines are built on an open frame using heavy-gauge 1-1/4" powder coated steel and are ideal for mounting to a truck or on a trailer. The electric-start engine and powerful belt-drive Kärcher KT pump are isolated from the rest of the machine on a shock-mounted sub-frame to reduce vibration. Steam combination comes standard with all models.



Powerful and durable

- Reliable, super-duty gasoline-or diesel-powered engines with electric start.
- High-output burner with transformer for years of reliable and affordable operation.
- Industrial-grade, tri-plunger, oil-bath, direct- drive, Kärcher pump with 7-year warranty.
- 50 ft. of durable, wire braid hose with extended guard for burst protection.
- Heavy-gauge 1 1/4" steel frame with powder coat finish for all-weather protection.
- Power platform cushioned on 8 vibration isolators for smoother operation and long-life protection to frame and components.
- Insulated Schedule 80 heating coils is made of 1/2-inch, coldrolled, steel pipe; with stainless steel wrap and 5-year warranty.

Smart features

- High pressure rupture disc rated to 7000 PSI to protect user against injury.
- Cast iron pulley system with totally enclosed, OSHA-compliant belt guard, and easy-to-adjust TrueTrak belt tension.
- Insulated, high-pressure trigger gun for hours of fatigue-free cleaning.
- 2.5 gal. float tank for high-pressure application of soap and to prevent pump cavitation.
- Water resistant control box with burner on/off switch, adjustable thermo stat and hour meter.

Technical Data and Equipment

HDS 3.9/30 Pe Cage	HDS 4.8/30 Pe Cage	HDS 4.8/30 Pe Cage	HDS 4.7/35 Pe Cage	HDS 4.7/35 Pe Cage	HDS 5.6/35 Pe Cage	HDS 5.6/35 Pe Cage	HDS 5.6/35 De Cage	HDS 5.6/35 De Cage
-----------------------	--------------------------	--------------------------	--------------------------	-----------------------	-----------------------	-----------------------	-----------------------	-----------------------

- Honda, Vanguard, Kohler engines
- 1-1/4" full steel skid frame
- Burner available in 12V DC or 120V AC
- Kärcher belt-drive tri-plunger pumps
- 1/2" Schedule 80 heating coil
- North American-style accessories
- Stainless steel coil wrap
- Power generator on select models
- Electric start engines

Technical Data

GPM	3.9	4.8	4.8	4.7	4.7	5.6	5.6	5.6	5.6
PSI	3000	3000	3000	3500	3500	3500	3500	3500	3500
Engine	Honda GX390	Vanguard 16	Vanguard 16	Honda GX630	Honda GX630	Honda GX660	Honda GX660	Kohler KDW1003	Kohler KDW1003
CC	389	479	479	688	688	688	688	1028	1028
Fuel	Gas	Gas	Gas	Gas	Gas	Gas	Gas	Diesel	Diesel
Pump	Kärcher KT	Kärcher KT	Kärcher KT	Kärcher KT	Kärcher KT	Kärcher KT	Kärcher KT	Kärcher KT	Kärcher KT
Burner	12V DC	12V DC	120V AC	12V DC	120V AC	12V DC	120V AC	12V DC	120V AC
Ship Weight	lbs. 805	854	945	855	905	852	970	1200	1315
Dimensions (L x W x H)	inches 41 x 41 x 41	41 x 41 x 41	41 x 41 x 41	41 x 41 x 41	41 x 41 x 41	41 x 41 x 41	41 x 41 x 41	44 x 51 x 41	44 x 51 x 41
Order No.	1.575-600.0	1.575-601.0	1.575-602.0	1.575-603.0	1.575-604.0	1.575-605.0	1.575-606.0	1.575-609.0	1.575-610.0

Options (factory installed)

Product name	Order No.	Description
Wheel Kit Assembly	9.801-003.0	Wheel kit assembly (gas engine skid only)
Stackless Flue Adapter	8.903-430.0	Stackless flue adapter

Options (field installed)

Battery	8.904-051.0	Battery installed on Honda GX630 and GX660 models only
---------	-------------	--

Hot Water | Electric Powered | Electric Heated



Powerful and durable

- Industrial-grade, tri-plunger, oil-bath, belt-drive, Kärcher pump with 7-year warranty and cast iron pulley system that features cool operating V-belts and an easy-to- adjust TrueTrak belt tension device.
- Heavy-duty, steel cabinets are protected by an epoxy powder coat finish; upper cabinet ventilated for cool operation.
- Thermal pump saver valve prevents damage by venting recirculated water.
- Nine heating elements (54 KW) are protected by an Incoloy alloy sheath so they do not come in contact with the pressurized water, which can cause scale build up.
- Industrial-duty magnetic motor starter for reliable operation.
- Fatigue-free trigger gun and insulated, stainless steel, variable pressure wand for ease in cleaning and long life.
- 50 ft. of double-wire braid, non-marking hose; hose guard provides burst protection.
- Low-water flow switch prevents damage to heating elements due to lack of water.

HDS Cabinet.

This Kärcher all-electric hot water pressure washer introduces hot-water tank technology to deliver hot water on demand ideal for indoor cleaning. Water is heated by flowing through a coil inside an 80-gallon water tank. Nine 4500W heating elements generate 138,000 BTU to produce hot water of up to 180°F. Both models are ETL certified.



Smart Features

- Industrial-duty electric motor with thermal overload protection.
- Four quick-coupler nozzles are made of hardened stainless steel and mounted for easy operator access.
- Easy-to-attach detergent Injector for ease in introducing soap into the spray while cleaning.
- 7-day timer automatically turns off heating elements to conserve energy.
- Auto start function allows unit to be turned on with pull of the trigger for operator convenience.

Outstanding mobility

- Motor and pump are mounted on a power platform with four vibration dampeners that minimize chassis fatigue and stress.
- ETL certified to the rigorous UL-1776 safety standards.

Technical Data and Equipment

HDS 4.0/20 E Ec

HDS 4.0/30 E Ec

- Quiet, enviro-clean and user friendly
- Rust-free stainless steel coil enhances high-efficiency heat transfer
- Auto start-stop for on-demand cleaning
- Kärcher Belt-drive pump with 7-year warranty

Technical Data

GPM		4.2	3.5
PSI		2000	3000
HP		6.2	7.5
Electrical		460V / 3ph	460V / 3ph
Amps		55.2	59
Pump		Kärcher KM	Kärcher KM
Ship Weight	lbs.	640	640
Dimensions (L x W x H)	inches	32 x 24 x 52	32 x 24 x 52
Order No.		1.109-075.0	1.109-076.0

Options (factory installed)



Product name	Order No.	Description
Time Delay Shutdown	9.801-012.0	Time delay shutdown (replaces auto start-stop)
Cabinet	9.801-002.0	Pressure washer stainless steel cabinet

Hot Water | Electric Powered | Natural Gas or LP-Heated



Liberty NG or LP Cabinet

The innovative, rugged design of the Kärcher HDS natural gas and LP-heated cabinet pressure washer delivers up to 9.5 gpm at 3,000 psi of industrial power. Built in the U.S.A., each model is constructed with anodized structural rivets, Baldor industrial motors and Kärcher pumps that are backed by a 7-year warranty. All models are ETL certified to UL and CSA safety standards.



1 Easy to service and operate

- All-access cabinet design with six lift out panels and easy lock fasteners provides easy access to components for maintenance in tight situations.
- Swing-out cast iron burner ring with separate “stay-in-place” ignition pilot light allows easy access and removal of the burner ring.
- Standard electronic ignition eliminates the hassle of having to monitor and light pilot flame.

2 Fully configurable

- All models are readily designed to accept a full line of Easy-Add field installed option kits.
- Inlet/outlet connections can be easily moved to either side of the unit.


3 Smart engineering

- “Stay-Tite” spring loaded belt tensioning systems keeps belt tight over time and minimizes the need for maintenance. The extra-double heating coil is made of leak-free, cold rolled, schedule 80 steel pipe and is wrapped with a thick foil blanket insulation that keeps cabinet walls cool to the touch.

4 Easy press trigger gun

- Ergonomic design with soft grip for greater comfort.
- Power nozzle delivers 40% more cleaning power.
- 41” jet pipe lance that rotates under pressure.

Easy to operate controls with instant feedback lights



- 1 Hour meter
- 2 Power
- 3 Ignition circuit on
- 4 Motor overload
- 5 Pump on
- 6 Burner on
- 7 Thermostat control
- 8 Detergent control
- 9 Steam control (optional)

Simple to configure with "Easy-Add" option kits

Product name	Order No.	Description
Kit	8.917-508.0	Kit, time delay shutdown
Kit	8.917-509.0	Kit, wireless remote pump/ burner/detergent
Transmitter	8.921-832.0	Wireless handheld transmitter
Kit	8.917-817.0	Kit, wall bracket wireless transmitter
NG Kit	8.921-774.0	NG kit, wired remote station - pump and burner
NG Kit	8.921-773.0	NG kit, wired remote detergent
Remote Control Box	8.922-157.0	Remote control box (wired)
Kit	8.917-507.0	Kit, auto start/stop - wireless remote, no remote

Product name	Order No.	Description
Kit	9.807-646.0	Kit, auto start/stop - wired remote, no lockout
Kit	8.921-776.0	Kit, steam combo
Draft Diverter	9.801-040.0	Draft diverter, 10", up to 5 gpm
Draft Diverter	8.717-730.0	Draft diverter, 12", over 5 gpm
Draft Damper	8.753-474.0	Draft damper, 10"
Draft Damper	8.753-478.0	Draft damper, 12"
Reducer	8.753-706.0	Reducer, stack 12" to 10"
Reducer	8.753-707.0	Reducer, stack 10" to 8"

Technical Data and Equipment

Natural gas-heated 3.5-5 GPM medium cabinet design

Order No.	Model	GPM	PSI	Voltage	Phase	Amps	HP	Pump	Pump RPM	BTU	Dimensions (L x W x H) in	Weight (lbs.)
1.109-715.0	HDS 3.5/20 Ea ST NG	3.5	2000	230V	1 ph	25	5	KD4020R	1350	320,000	49 x 24 x 48	815
1.109-716.0	HDS 4.0/22 Ea ST NG	4	2200	230V	1 ph	29	6.2	KM4035R	1250	364,000	49 x 24 x 48	843
1.109-717.0	HDS 4.0/22 Eb ST NG	4	2200	230V	3 ph	16	6.2	KM4035R	1250	364,000	49 x 24 x 48	843
1.109-718.0	HDS 4.0/22 Ec ST NG	4	2200	460V	3 ph	7	6.2	KM4035R	1250	364,000	49 x 24 x 48	843
1.109-719.0	HDS 4.0/22 Ef ST NG	4	2200	575V	3 ph	6.5	6.2	KM4035R	1250	364,000	49 x 24 x 48	843
1.109-720.0	HDS 4.0/22 Eg ST NG	4	2200	208V	1 ph	30	6.2	KM4035R	1250	364,000	49 x 24 x 48	843
1.109-721.0	HDS 4.0/22 Eh ST NG	4	2200	208V	3 ph	18	6.2	KM4035R	1250	364,000	49 x 24 x 48	843
1.109-723.0	HDS 3.9/30 Ea ST NG	3.9	3000	230V	1 ph	36	8.2	KM4035R	1225	354,000	49 x 24 x 48	856
1.109-724.0	HDS 3.9/30 Eb ST NG	3.9	3000	230V	3 ph	25	8.2	KM4035R	1225	354,000	49 x 24 x 48	856

Hot Water | Belt Drive | Natural Gas or LP-Heated

Natural gas-heated 3.5-5 GPM medium cabinet design continued

Order No.	Model	GPM	PSI	Voltage	Phase	Amps	HP	Pump	Pump RPM	BTU	Dimensions (L x W x H) in	Weight (lbs.)
1.109-725.0	HDS 3.9/30 Ec ST NG	3.9	3000	460V	3 ph	15	8.2	KM4035R	1225	354,000	49 x 24 x 48	856
1.109-726.0	HDS 3.9/30 Ef ST NG	3.9	3000	575V	3 ph	14	8.2	KM4035R	1225	354,000	49 x 24 x 48	856
1.109-727.0	HDS 3.9/30 Eg ST NG	3.9	3000	208V	1 ph	38	8.2	KM4035R	1225	354,000	49 x 24 x 48	856
1.109-728.0	HDS 3.9/30 Eh ST NG	3.9	3000	208V	3 ph	27	8.2	KM4035R	1225	354,000	49 x 24 x 48	856
1.109-736.0	HDS 4.8/30 Ea ST NG	4.8	3000	230V	1ph	40	10	KT6035R	1225	415,000	49 x 24 x 48	885
1.109-737.0	HDS 4.8/30 Eb ST NG	4.8	3000	230V	3ph	26	10	KT6035R	1225	415,000	49 x 24 x 48	885
1.109-738.0	HDS 4.8/30 Ec ST NG	4.8	3000	460V	3ph	15	10	KT6035R	1225	415,000	49 x 24 x 48	885
1.109-739.0	HDS 4.8/30 Ef ST NG	4.8	3000	575V	3ph	14	10	KT6035R	1225	415,000	49 x 24 x 48	885
1.109-740.0	HDS 4.8/30 Eg ST NG	4.8	3000	208V	1ph	49	10	KT6035R	1225	415,000	49 x 24 x 48	885
1.109-741.0	HDS 4.8/30 Eh ST NG	4.8	3000	208V	3ph	32	10	KT6035R	1225	415,000	49 x 24 x 48	885
1.109-730.0	HDS 5.0/23 Ea ST NG	5.0	2300	230V	1ph	36	8.2	KT6035R	1225	439,000	49 x 24 x 48	856
1.109-731.0	HDS 5.0/23 Eb ST NG	5.0	2300	230V	3ph	25	8.2	KT6035R	1225	439,000	49 x 24 x 48	856
1.109-732.0	HDS 5.0/23 Ec ST NG	5.0	2300	460V	3ph	15	8.2	KT6035R	1225	439,000	49 x 24 x 48	856
1.109-733.0	HDS 5.0/23 Ef ST NG	5.0	2300	575V	3ph	14	8.2	KT6035R	1225	439,000	49 x 24 x 48	856
1.109-734.0	HDS 5.0/23 Eg ST NG	5.0	2300	208V	1ph	38	8.2	KT6035R	1225	439,000	49 x 24 x 48	856
1.109-735.0	HDS 5.0/23 Eh ST NG	5.0	2300	208V	3ph	27	8.2	KT6035R	1225	439,000	49 x 24 x 48	856

Natural gas-heated 6.3+ GPM large cabinet design

Order No.	Model	GPM	PSI	Voltage	Phase	Amps	HP	Pump	Pump RPM	BTU	Dimensions (L x W x H) in	Weight (lbs.)
1.109-744.0	HDS 6.3/32 Eb ST NG	6.3	3200	230V	3ph	39	15	KT6035R	1625	507,000	64 x 35 x 61	1825
1.109-745.0	HDS 6.3/32 Ec ST NG	6.3	3200	460V	3ph	19	15	KT6035R	1625	507,000	64 x 35 x 61	1825
1.109-746.0	HDS 6.3/32 Ef ST NG	6.3	3200	575V	3ph	18	15	KT6035R	1625	507,000	64 x 35 x 61	1825
1.109-747.0	HDS 6.3/32 Eh ST NG	6.3	3200	208V	3ph	39	15	KT6035R	1625	507,000	64 x 35 x 61	1825
1.109-748.0	HDS 8.0/32 Eb ST NG	8.0	3200	230V	3ph	46	20	KX9536R	1458	658,000	64 x 35 x 61	1840
1.109-749.0	HDS 8.0/32 Ec ST NG	8.0	3200	460V	3ph	26	20	KX9536R	1458	658,000	64 x 35 x 61	1840
1.109-750.0	HDS 8.0/32 Ef ST NG	8.0	3200	575V	3ph	26	20	KX9536R	1458	658,000	64 x 35 x 61	1840
1.109-751.0	HDS 8.0/32 Eh ST NG	8.0	3200	208V	3ph	52	20	KX9536R	1458	658,000	64 x 35 x 61	1840
1.109-752.0	HDS 9.5/30 Eb ST NG	9.5	3000	230V	3ph	52	20	KX1036R	1650	816,000	64 x 35 x 61	1910
1.109-753.0	HDS 9.5/30 Ec ST NG	9.5	3000	460V	3ph	26	20	KX1036R	1650	816,000	64 x 35 x 61	1910
1.109-754.0	HDS 9.5/30 Ef ST NG	9.5	3000	575V	3ph	26	20	KX1036R	1650	816,000	64 x 35 x 61	1910
1.109-755.0	HDS 9.5/30 Eh ST NG	9.5	3000	208V	3ph	52	20	KX1036R	1650	816,000	64 x 35 x 61	1910

Technical Data and Equipment

LP gas-heated 6.3+ GPM large cabinet design

Order No.	Model	GPM	PSI	Voltage	Phase	Amps	HP	Pump	Pump RPM	BTU	Dimensions (L x W x H) in	Weight (lbs.)
1.109-785.0	HDS 6.3/32 Eb ST LP	6.3	3200	230V	3ph	39	15	KT6035R	1625	507,000	64 x 35 x 61	1825
1.109-786.0	HDS 6.3/32 Ec ST LP	6.3	3200	460V	3ph	19	15	KT6035R	1625	507,000	64 x 35 x 61	1825
1.109-787.0	HDS 6.3/32 Ef ST LP	6.3	3200	575V	3ph	18	15	KT6035R	1625	507,000	64 x 35 x 61	1825
1.109-788.0	HDS 6.3/32 Eh ST LP	6.3	3200	208V	3ph	39	15	KT6035R	1625	507,000	64 x 35 x 61	1825
1.109-789.0	HDS 8.0/32 Eb ST LP	8.0	3200	230V	3ph	46	20	KX9536R	1458	658,000	64 x 35 x 61	1840
1.109-790.0	HDS 8.0/32 Ec ST LP	8.0	3200	460V	3ph	26	20	KX9536R	1458	658,000	64 x 35 x 61	1840
1.109-791.0	HDS 8.0/32 Ef ST LP	8.0	3200	575V	3ph	26	20	KX9536R	1458	658,000	64 x 35 x 61	1840
1.109-792.0	HDS 8.0/32 Eh ST LP	8.0	3200	208V	3ph	52	20	KX9536R	1458	658,000	64 x 35 x 61	1840
1.109-793.0	HDS 9.5/30 Eb ST LP	9.5	3000	230V	3ph	52	20	KX1036R	1650	775,000	64 x 35 x 61	1910
1.109-794.0	HDS 9.5/30 Ec ST LP	9.5	3000	460V	3ph	26	20	KX1036R	1650	775,000	64 x 35 x 61	1910
1.109-795.0	HDS 9.5/30 Ef ST LP	9.5	3000	575V	3ph	26	20	KX1036R	1650	775,000	64 x 35 x 61	1910
1.109-796.0	HDS 9.5/30 Eh ST LP	9.5	3000	208V	3ph	52	20	KX1036R	1650	775,000	64 x 35 x 61	1910

LP gas-heated 3.5-5 GPM medium cabinet design

Order No.	Model	GPM	PSI	Voltage	Phase	Amps	HP	Pump	Pump RPM	BTU	Dimensions (L x W x H) in	Weight (lbs.)
1.109-756.0	HDS 3.5/20 Ea ST LP	3.5	2000	230V	1 ph	25	5	KD4020R	1350	320,000	49 x 24 x 48	815
1.109-757.0	HDS 4.0/22 Ea ST LP	4	2200	230V	1 ph	29	6.2	KM4035R	1250	364,000	49 x 24 x 48	843
1.109-758.0	HDS 4.0/22 Eb ST LP	4	2200	230V	3 ph	16	6.2	KM4035R	1250	364,000	49 x 24 x 48	843
1.109-759.0	HDS 4.0/22 Ec ST LP	4	2200	460V	3 ph	7	6.2	KM4035R	1250	364,000	49 x 24 x 48	843
1.109-760.0	HDS 4.0/22 Ef ST LP	4	2200	575V	3 ph	6.5	6.2	KM4035R	1250	364,000	49 x 24 x 48	843
1.109-761.0	HDS 4.0/22 Eg ST LP	4	2200	208V	1 ph	30	6.2	KM4035R	1250	364,000	49 x 24 x 48	843
1.109-762.0	HDS 4.0/22 Eh ST LP	4	2200	208V	3 ph	18	6.2	KM4035R	1250	364,000	49 x 24 x 48	843
1.109-764.0	HDS 3.9/30 Ea ST LP	3.9	3000	230V	1 ph	36	8.2	KM4035R	1225	354,000	49 x 24 x 48	856
1.109-765.0	HDS 3.9/30 Eb ST LP	3.9	3000	230V	3 ph	25	8.2	KM4035R	1225	354,000	49 x 24 x 48	856
1.109-766.0	HDS 3.9/30 Ec ST LP	3.9	3000	460V	3 ph	15	8.2	KM4035R	1225	354,000	49 x 24 x 48	856
1.109-767.0	HDS 3.9/30 Ef ST LP	3.9	3000	575V	3 ph	14	8.2	KM4035R	1225	354,000	49 x 24 x 48	856
1.109-768.0	HDS 3.9/30 Eg ST LP	3.9	3000	208V	1 ph	38	8.2	KM4035R	1225	354,000	49 x 24 x 48	856
1.109-769.0	HDS 3.9/30 Eh ST LP	3.9	3000	208V	3 ph	27	8.2	KM4035R	1225	354,000	49 x 24 x 48	856
1.109-777.0	HDS 4.8/30 Ea ST LP	4.8	3000	230V	1ph	40	10	KT6035R	1225	415,000	49 x 24 x 48	885
1.109-778.0	HDS 4.8/30 Eb ST LP	4.8	3000	230V	3ph	26	10	KT6035R	1225	415,000	49 x 24 x 48	885
1.109-779.0	HDS 4.8/30 Ec ST LP	4.8	3000	460V	3ph	15	10	KT6035R	1225	415,000	49 x 24 x 48	885
1.109-780.0	HDS 4.8/30 Ef ST LP	4.8	3000	575V	3ph	14	10	KT6035R	1225	415,000	49 x 24 x 48	885
1.109-781.0	HDS 4.8/30 Eg ST LP	4.8	3000	208V	1ph	49	10	KT6035R	1225	415,000	49 x 24 x 48	885
1.109-782.0	HDS 4.8/30 Eh ST LP	4.8	3000	208V	3ph	32	10	KT6035R	1225	415,000	49 x 24 x 48	885
1.109-771.0	HDS 5.0/23 Ea ST LP	5.0	2300	230V	1ph	36	8.2	KT6035R	1225	439,000	49 x 24 x 48	856
1.109-772.0	HDS 5.0/23 Eb ST LP	5.0	2300	230V	3ph	25	8.2	KT6035R	1225	439,000	49 x 24 x 48	856
1.109-773.0	HDS 5.0/23 Ec ST LP	5.0	2300	460V	3ph	15	8.2	KT6035R	1225	439,000	49 x 24 x 48	856
1.109-774.0	HDS 5.0/23 Ef ST LP	5.0	2300	575V	3ph	14	8.2	KT6035R	1225	439,000	49 x 24 x 48	856
1.109-775.0	HDS 5.0/22 Eg ST LP	5.0	2200	208V	1ph	38	8.2	KT6035R	1225	439,000	49 x 24 x 48	856
1.109-776.0	HDS 5.0/23 Eh ST LP	5.0	2300	208V	3ph	27	8.2	KT6035R	1225	439,000	49 x 24 x 48	856


Hot Water Heater | No Pump | Diesel or Electric Heated



Hot Water Heater.

For attaching to a cold water pressure washer

Our Kärcher Series water heater provides supplemental heat to cold water machines, giving users the benefits of hot water cleaning when it's needed. An electric-powered diesel heated unit, the Heater 5.0/30 Ed effectively heats water at a rate of up to 5 gallons per minute.



Powerful and durable

- Inlet strainer protects pump from debris damage.
- Rugged, ventilated 16-gauge steel cabinet with epoxy, powder coat finish for all-weather protection; vibration isolators for long-life protection to frame and components.
- Industrial-duty Baldor motor with ground fault circuit interrupter (GFCI) on single-phase models for operator protection.
- Notched V-belts and cast-iron pulleys reduce belt slippage and provide longer pump life.
- Industrial-grade, tri-plunger, belt-drive Kärcher high pressure pump with forged brass head and ceramic pistons can accept hot water up to 180°F.

Smart features

- Marine grade rocker switch wired to magnetic starter for additional operator safety
- Steel wand with quick-couple connectors for easy attachment of high-pressure nozzles.
- Five conveniently mounted, quick-couple spray nozzles for varying fan spray.

Outstanding mobility

- Ergonomically designed high-pressure trigger gun for hours of fatigue-free cleaning.

Technical Data and Equipment

		Heater 5.0/30 Ed	Heater 4.2/30
		<ul style="list-style-type: none"> ■ Leak-free steel-pipe heating coil ■ Effective heating of up to 5 GPM ■ ETL certified to UL & CSA standards 	
Technical Data			
GPM		up to 5.0	up to 4.2
PSI		up to 3000	up to 3000
Electrical		120V / 1ph	460V / 3ph
Amps		5	55.2
Heated by		Diesel	Electric
Ship Weight	lbs.	320	300
Dimensions (L x W x H)	inches	29 x 41 x 47	32 x 24 x 36
Order No.		1.575-650.0	8.941-506.0

Cold Water | Gas Powered | Direct Drive



Residential Pro-Grade power.

Kärcher offers a line of gas-powered, direct-drive cold water pressure washers designed for residential use. They are easy to use and transport.



Technical Data and Equipment

HD 2.3/26 CV*

HD 2.5/30 CH

HD 3.6/40 CH

- Durable steel frame
- Portable, easy to transport
- 1-year pump warranty

Technical Data

	HD 2.3/26 CV*	HD 2.5/30 CH	HD 3.6/40 CH
GPM*	2.3	2.5	3.6
PSI*	2600	3000	4000
Engine	Honda GCV160	Honda GC190	Honda GX390
CC	160	187	389
Pump	Kärcher axial	Kärcher axial	Kärcher axial
Ship Weight lbs.	78	77	144
Dimensions inches (L x W x H)	21 x 23 x 31	22 x 23 x 35	37 x 24 x 31
Order No.	1.107-077.0	1.107-078.0	1.107-079.0

* Performance certified to PWMA standard +/- 20% of advertised specifications

Cold Water | Gas Powered | Direct Drive



Xpert Series.

Kärcher's Xpert series is a professional-grade line of cold water pressure washers. Powered by reliable Honda engines, Kärcher offers your choice of 160CC units with axial pumps or 196CC and 389CC units with Kärcher crankcase pumps. These Xpert units feature commercial-duty guns and wands and come with downstream chemical injection, four hardened stainless steel quick-couple nozzles and feature 25 or 50-ft of contractor-grade hose rated for 4,000 PSI. The precision welded frames and pneumatic tires make these pressure washers easy to maneuver on any terrain yet they are compact enough to fit in the trunk of most cars.



Powerful and durable

- Industrial-grade, direct-drive high-pressure pump features a triplex, forged brass head with a 7-year warranty (on crankcase pumps only).
- 2700 PSI models and above feature industrial duty Honda GX Engines with 3-year warranty and easy-access oil drain+.
- 50 foot steel-wire braid high-pressure hose with hose guard for burst protection and swivel fitting for tangle-free operation+.
- Welded steel chassis protected by all-weather, epoxy powder coat finish for durability and is ergonomically designed for user comfort.

Smart features

- E-Z Start Valve for resistance-free pull starting.
- Four quick couple nozzles made of hardened stainless steel and color-coded to easily select spray pattern (0°, 15°, 25°, 40°).
- Easy-to-attach detergent injector and soap nozzle for quick application of detergents.
- Side-grip spray wand for ergonomic operator comfort.

Outstanding mobility

- Rubber pad feet keep the unit stationary and prevent it from "walking".
- Pneumatic tires make for easy maneuvering on all terrains.
- 1-1/4" handles on both front and back provide easy loading and unloading in a vehicle.

Technical Data and Equipment



HD 2.3/23 PS KAR



HD 2.3/23 P COM

HD 2.5/27 P



HD 3.8/35 P

HD 3.5/40 P

- Reliable Honda engines
- Axial or crankcase pumps
- Welded steel chassis protected by all weather, epoxy powder coat finish
- Ergonomic design
- EZEE pull starting
- Pneumatic tires
- UL-1776 safety certification

Technical Data

		HD 2.3/23 PS KAR	HD 2.3/23 P COM	HD 2.5/27 P	HD 3.8/35 P	HD 3.5/40 P
GPM		2.3	2.3	2.5	3.8	3.5
PSI		2300	2300	2700	3500	4000
Engine		Honda GC160	Honda GC160	Honda GX200	Honda GX390	Honda GX390
CC		160	160	196	389	389
Pump		Kärcher axial (1-year warranty)	Comet axial (1-year warranty)	Kärcher KG (7-year warranty)	Kärcher KS (7-year warranty)	Kärcher KS (7-year warranty)
Ship Weight	lbs.	72	73	99	157	157
Dimensions	inches	36.5 x 23.5 x 30.5	36.5 x 23.5 x 30.5	36.5 x 23.5 x 30.5	36.5 x 23.5 x 30.5	36.5 x 23.5 x 30.5
Order No.		1.107-104.0	1.107-103.0	1.107-106.0	1.107-108.0	1.107-219.0

Pallet Savings - Kärcher's Xpert series is available for purchase in pallets. Choose from a pallet of a single model, or choose one of our mixed pallet options.

Product name	Order No.	Description
Pallet of 8 Xpert	8.917-675.0	Pallet of 8 Xpert-HD 2.3/23 P Comet
Pallet of 8 Xpert	8.917-676.0	Pallet of 8 Xpert-HD 2.3/23 P Kärcher
Pallet of 8 Xpert	8.917-678.0	Pallet of 8 Xpert-HD 2.5/27 P
Pallet of 2 Xpert	8.917-680.0	Pallet of 2 Xpert-HD 3.8/35 P
Pallet of 2 Xpert	8.921-610.0	Pallet of 2 Xpert-HD 3.5/40 P
Mixed Pallet, 5 Xpert	8.917-681.0	Mixed Pallet, 5 Xpert-HD 2.3/23 P Comet & 3 Xpert-HD 2.5/27 P
Mixed Pallet, 5 Xpert	8.917-682.0	Mixed Pallet, 5 Xpert-HD 2.3/23 P Kärcher & 3 Xpert-HD 2.5/27 P

Cold Water | Gas Powered | Direct Drive



Liberty HD Cart.

These Liberty Series models are tough gasoline-powered direct-drive cold water machines that deliver cleaning power of up to 3500 PSI. Built on compact sturdy steel frames, each unit features a dependable industrial-grade Honda engine, Kärcher crankcase pump, hose/gun rack, detergent injection, and tubed pneumatic tires. All models are ETL certified.



Powerful and durable

- Rugged chassis base painted with an epoxy powder coat finish for all-weather protection.
- Reliable Honda GX engine with two-year warranty; low-oil alert and silent-tone muffler.
- Industrial-grade, tri-plunger, oil-bath Kärcher high pressure pump with forged brass head and ceramic pistons; backed by 7-year warranty.
- 50' durable wire-braid hose rated for 3000 or 4500 PSI; with hose guard for burst protection.
- Safety thermal pump saver valve protects against hot-water damage by venting recirculated water.

Smart features

- Conveniently located gun and hose holder attached to the chrome handle.
- Insulated stainless steel wand with quick-couple connectors for easy attachment of high-pressure nozzles.
- Five conveniently mounted, quick-couple spray nozzles for varying fan spray.
- Insulated, high-pressure trigger gun for hours of fatigue-free cleaning.

Outstanding mobility

- 10" tubed pneumatic tires for easy maneuvering on all terrains and to absorb vibration.
- Rubber feet to absorb vibration and keep the unit from "walking".
- Convenient front and back 1 1/4" chrome-plated handles to assist in lifting and moving the pressure washer.

Technical Data and Equipment

HD 2.3/24 P **HD 2.5/27 P** **HD 3.0/30 P** **HD 3.8/35 P** **HD 3.5/40 P**

- Chrome handles
- Steel frame with powder coat finish
- Commercial grade Honda GX engine
- Cleaning power up to 3500 PSI
- Industrial direct-drive Kärcher crankcase pump

Technical Data

	HD 2.3/24 P	HD 2.5/27 P	HD 3.0/30 P	HD 3.8/35 P	HD 3.5/40 P
GPM	2.3	2.5	3.0	3.8	3.5
PSI	2400	2700	3000	3500	4000
Engine	Honda GX160	Honda GX200	Honda GX270	Honda GX390	Honda GX390
CC	163	196	270	389	389
Pump	Kärcher KG	Kärcher KG	Kärcher KG	Kärcher KS	Kärcher KS
Ship Weight lbs.	148	155	175	180	180
Dimensions inches (L x W x H)	35 x 21 x 24	35 x 21 x 24	35 x 21 x 24	35 x 21 x 24	35 x 21 x 24
Order No.	1.575-100.0	1.575-101.0	1.575-102.0	1.575-104.0	1.107-223.0

Options (field installed)

Product name	Order No.	Description
100' EZEE Hose Reel Kit	9.801-026.0	100' EZEE Hose Reel kit (hose not included)

Cold Water | Gas Powered | Direct Drive | Belt Drive



Liberty Aluminum Series.

Kärcher's Aluminum Liberty Series HD pressure washer offers commercial grade cleaning in a light-weight, corrosion-resistant and easily mobile design. Built with a weldless aluminum frame, these units provide best-in-class maneuverability and are easy to push and pull, in part to their innovative shape and weight distribution. Cast aluminum rotary joints allow for easy transport, easy storage and ergonomic operation. All models are ETL certified to both UL and CSA safety standards.



Powerful and durable

- Commercial-duty Kärcher crankcase pump with 7-year warranty.
- Commercial-duty gasoline- powered Honda GX engine with 3-year warranty.
- Vented belt guard provides cooler operating temperature for belts and pulleys for longer service life.
- Water-resistant electrical box with two-position rotary on/off switch.
- 50 ft. of steel-wire braid high pressure hose rated for 4,000 PSI with 24-inch hose guard for burst protection and swivel crimp fitting for tangle-free handling of hose and trigger gun.
- Four quick-couple high-pressure nozzles of hardened stainless steel and color-coded for easy selection of spray pattern: 0°, 15°, 25°, 40°.

Smart features

- Thermal pump protector to protect pump from excessive heat build-up while in by-pass.
- Professional-duty trigger gun and spray wand with adjustable side grip.
- Convenient storage of hose and trigger gun thanks to on-board hose and gun/wand hanger.
- Handle is fully adjustable for height of operator and can fold over easy storage

Outstanding mobility

- Weldless aluminum frame with 1-1/4" handle and bumper for maximum durability and mobility.
- Spring-loaded rubber feet prevent walking of the unit during operation.
- Pneumatic tires make for easy maneuvering on any terrain.
- Convenient front and back chrome-plated handles to assist in lifting and moving the pressure washer.

Technical Data and Equipment



HD 2.5/27 P AL



HD 3.0/30 P AL



HD 3.8/35 P AL



HD 3.5/40 P AL



HD 2.5/27 PB AL

HD 3.7/35 PB AL

- Weldless aluminum frame
- Cast aluminum rotary joints
- Quick-couple high pressure nozzles
- Professional-Duty accessories
- On-board hose/wand hanger
- 7-year pump warranty
- 3-year engine warranty

Technical Data

		2.5	3.0	3.8	3.5	2.5	3.7
GPM		2.5	3.0	3.8	3.5	2.5	3.7
PSI		2700	3000	3500	4000	2700	3500
Engine		Honda GX200	Honda GX270	Honda GX390	Honda GX390	Honda GX200	Honda GX390
CC		196	270	389	389	196	389
Pump		Kärcher KG	Kärcher KD	Kärcher KS	Kärcher KS	Kärcher KD	Kärcher KM
Ship Weight	lbs.	125	148	172	172	196	249
Dimensions (L x W x H)	inches	40.8 x 22.5 x 39.6	40.8 x 22.5 x 39.6	40.8 x 22.5 x 39.6	40.8 x 22.5 x 39.6	49.9 x 27 x 40.6	49.9 x 27 x 40.6
Order No.		1.107-129.0	1.107-130.0	1.107-131.0	1.107-227.0	1.107-132.0	1.107-133.0

Options (field installed)

Product name	Order No.	Description
Detergent injector	8.929-062.0	Detergent injector up to 3 GPM
Detergent injector	9.802-225.0	Detergent injector over 3 GPM
Detergent nozzle	8.723-636.0	Detergent nozzle
Dirt Blaster nozzle	4.767-041.0	Dirt Blaster nozzle - HD 2.5/27 P AL
Dirt Blaster nozzle	9.302-447.0	Dirt Blaster nozzle - HD 3.0/30 P AL
Dirt Blaster nozzle	9.302-443.0	Dirt Blaster nozzle - HD 3.8/35 P AL

Cold Water | Gas Powered | Belt Drive



Liberty HD PB.

Our cold-water belt-drive series provides a broad selection of rugged belt-drive units, all with reliable Honda GX engines, which deliver cleaning volume of up to 3.7 GPM. Each model is ETL certified to UL-1776 safety standards and comes with a rugged steel chassis, cast iron belt pulley system, tubed pneumatic tires, and industrial-grade Kärcher crankcase pump.



Technical Data and Equipment

HD 3.0/30 PB

HD 3.7/35 PB

HD 3.0/40 PB

- Chrome handles
- Powder coated steel chassis
- Reliable Honda GX engine
- Water volume up to 3.7 GPM
- Industrial belt-drive Kärcher pump
- Tubed pneumatic tires

Technical Data		HD 3.0/30 PB	HD 3.7/35 PB	HD 3.0/40 PB
GPM		3.0	3.7	3.0
PSI		3000	3500	4000
Engine		Honda GX270	Honda GX390	Honda GX390
CC		270	389	389
Fuel		Gas	Gas	Gas
Pump		Kärcher KD	Kärcher KM	Kärcher KM
Ship Weight	lbs.	225	250	250
Dimensions (L x W x H)	inches	45 x 26 x 24	45 x 26 x 24	45 x 26 x 24
Order No.		1.575-152.0	1.575-154.0	1.575-155.0

Cold Water | Gas or Diesel Powered | Belt Drive



Liberty HD PB/DB Cage.

Our roll cage models are the most powerful units in our cold water line, with cleaning power of up to 5000 PSI. Protected by a rugged powder coated roll cage built of 1-1/4" steel, the PB Cage units feature powerful Vanguard, Honda or Kohler engines, tri-plunger oil bath Kärcher pumps, 13-inch tubed pneumatic tires, and an extra rugged belt-drive assembly with notched V belts and cast iron pulleys. All single and double-axle models are ETL safety certified.



Technical Data and Equipment

HD 3.7/35 PB Cage HD 4.0/40 PB Cage HD 4.0/50 PB Cage* HD 4.5/50 PB Cage* HD 3.4/30 DB Cage*

- Belt-drive
- Rugged steel chassis & roll cage
- Powerful Honda, Vanguard or Kohler engine
- Cleaning power up to 5000 PSI
- Electric start on dual-axle models*
- Industrial belt-drive Kärcher pump with 7-year warranty
- 13" tubed pneumatic tires

Technical Data

	HD 3.7/35 PB Cage	HD 4.0/40 PB Cage	HD 4.0/50 PB Cage*	HD 4.5/50 PB Cage*	HD 3.4/30 DB Cage*
GPM	3.7	4.0	4.0	4.5	3.4
PSI	3500	4000	5000	5000	3000
Engine	Honda GX390	Vanguard 16	Honda GX630	Honda GX660	Kohler KD420
CC	389	479	688	688	404
Start	Recoil	Recoil	Electric	Electric	Electric
Fuel	Gas	Gas	Gas	Gas	Diesel
Pump	Kärcher KM	Kärcher KT	Kärcher KX	Kärcher KX	Kärcher KM
Axles	1	2	2	2	2
Ship Weight	lbs. 350	470	495	500	410
Dimensions (L x W x H)	inches 42 x 26 x 30	42 x 26 x 36	42 x 26 x 36	42 x 26 x 36	42 x 26 x 36
Order No.	1.575-205.0	1.575-207.0	1.575-200.0	1.575-201.0	1.575-202.0

Options (field installed)

Product name	Order No.	Description
100' EZEE Hose Reel Kit	9.801-028.0	100' EZEE Hose Reel kit, single axle (hose not included)
100' Hose Reel Kit	9.801-029.0	100' Hose Reel kit, 5000 psi, double axle (hose not included)

Cold Water | Electric or Gas Powered | Direct Drive



Liberty Hand Held.

These light-industrial hand held units are significantly more rugged than typical consumer substitutes and are built with durable steel frames. Hand-held models come with a dependable axial pump, high pressure hose, a stainless steel wand and detergent injector with brass soap nozzle.

7 YEAR
PUMP
WARRANTY

Ships from
Monterrey

Technical Data and Equipment



HD 2.0/10 Ed

HD 1.8/14 Ed



HD 2.3/23 P

HD 2.3/24 P

- Durable steel frame
- Axial pump on most models
- Portable, easy to transport

Technical Data					
GPM		2.0	1.8	2.3	2.3
PSI		1000	1400	2300	2400
HP		1.5	2	5	5.5
Electrical		120V / 1ph	120V / 1ph	NA	NA
Amps		15	20		
CC/Engine		NA	NA	160 / Honda GC160	163 / Honda GX160
Pump		Comet axial	Comet axial	Kärcher axial	Kärcher KG
Ship Weight	lbs.	80	95	160	163
Dimensions (L x W x H)	inches	16 x 24 x 22	16 x 24 x 22	16 x 24 x 22	16 x 24 x 22
Order No.		1.575-400.0	1.575-401.0	1.575-351.0	1.575-350.0

Cold Water | Electric Powered | Direct Drive

Wall-Mount Cold Water

Kärcher's wall-mount unit has a durable steel frame, amazingly quiet 1725 RPM motor, and is perfect for in-shop uses. A remote on/off switch with a 10' electrical cord allows the machine to be mounted high on a wall away from backspray. ETL certified to UL and CSA safety standards.



Shown with optional wall mount bracket



Technical Data and Equipment

HD 2.0/14 Ed +

- Accepts hot water up to 180 degrees
- Remote on/off switch
- Kärcher Triplex crankcase pump
- Pressure controlled auto start/stop safety feature
- Reliable industrial motor

Technical Data

GPM	1.8
PSI	1400
HP	2
Electrical	120V / 1ph
Amps	20
Pump	Kärcher KE
Ship Weight lbs.	120
Dimensions (L x W x H) inches	20 x 19 x 17
Order No.	1.107-088.0

Options (field installed)

Product name	Order No.	Description
Wall mount bracket	8.920-952.0	Wall mount bracket

Cold Water | Electric Powered | Direct Drive



Liberty HD Cart.

Our electric-powered machines are durable direct-drive units that can deliver cleaning volume of up to 3.5 GPM. Powered by heavy duty industrial-grade motors, these compact electric units feature tri-plunger oil bath Kärcher pumps, powder coated steel chassis, hose racks, detergent injection, insulated guns and wands, and tubed pneumatic tires. All models are ETL certified to UL and CSA safety standards.



Powerful and durable

- Rugged chassis made of 10- gauge steel and painted with an epoxy powder coat finish for all-weather protection.
- Industrial-duty Baldor motor with 36 ft. electrical cord and ground fault circuit interrupter (GFCI) for operator safety.
- Industrial-grade, tri-plunger, direct-drive Kärcher high pressure pump with forged brass head and ceramic pistons backed by a 7-year warranty.
- Water-resistant electrical box with two-position rotary on/off switch.
- Ceramic-coated piston.
- Insulated, stainless steel high-pressure wand with quick-couple connector for easy attachment of high-pressure nozzles.
- ETL certified to the rigid UL-1776 and CSA safety standards.

Smart features

- Thermal pump saver valve protects against hot- water damage by venting recirculated water.
- Five conveniently mounted, quick-couple spray nozzles for varying fan spray.
- 50' durable wire-braid hose rated for 3000 to 4500 PSI has hose guard for burst protection.

Outstanding mobility

- 10" tubed pneumatic tires for easy maneuvering on all terrains.
- Ergonomic high-pressure trigger gun for hours of fatigue-free cleaning.
- Integrated tilting aid at the rear.
- Convenient front and back chrome-plated handles to assist in lifting and moving the pressure washer.

Technical Data and Equipment

HD 2.0/10 Ed
HD 1.9/15 Ed
HD 2.8/10 Ed
HD 3.5/20 Ea

- Chrome handles
- Steel frame and chassis protected by powder coat finish
- Direct-drive Kärcher crankcase pump
- Available in 120V and 230V
- ETL certified to UL and CSA standards

Technical Data

	HD 2.0/10 Ed	HD 1.9/15 Ed	HD 2.8/10 Ed	HD 3.5/20 Ea
GPM	2.0	1.9	2.8	3.5
PSI	1000	1350	1000	2000
HP	1.5	2	2	5
Electrical	120V / 1ph	120V / 1ph	120V / 1ph	230V / 1ph
Amps	15	20	20	22
Pump	Kärcher KE	Kärcher KE	Kärcher KE	Kärcher KE
Ship Weight lbs.	140	150	150	167
Dimensions (L x W x H) inches	35 x 21 x 24	35 x 21 x 24	35 x 21 x 24	35 x 21 x 24
Order No.	1.575-250.0	1.575-251.0	1.575-252.0	1.575-253.0

Options (field installed)


Product name	Order No.	Description
100' EZEE hose reel kit	9.801-027.0	100' EZEE hose reel kit (hose not included)

Cold Water | Gas Powered | Direct Drive



HD 2.5/27 P UTV.

This rugged and light weight cold water skid is designed to easily mount in the back of most all terrain utility vehicles and pick-up trucks, allowing you ultimate portability and power in a cold water unit. The UTV is powered by a reliable Subaru EX gas engine and Kärcher crankcase pump, has a rugged steel base with forklift openings on the front and a 50' high pressure hose that connects to a Professional-Duty gun and wand.



1 Smart features

- Color coded set of QC nozzles denoting spray angles: 0°, 15°, 25°, 40° and a soap nozzle.
- White water tank for easy to view water level.
- Downstream detergent injection for remote detergent introduction.
- Integrated cut-out for storage.

2 Convenient storage

- Wand holders to secure wand and gun while on the road. Holders provide easy access to wand and gun.

3 Powerful and durable

- Heavy gauge steel fabrication 100' hose reel. Easy to use break mechanism reduces unwinding backlash, oversized heavy-duty locking mechanism prevents slippage during reel operation. Durable handle.
- Durable 65 gallon water tank with stainless steel straps.
- Hardened stainless steel one piece body nozzles for long life.
- Thermal pump protection to keep the pump from overheating if left in bypass.

4 Easy transport

- With a width of less than 50", it easily mounts in the back of UTVs.
- Forklift openings on the front of the skid for convenient transport.

Technical Data and Equipment

HD 2.5/27 P UTV

- Kärcher crankcase pump with U-Seal technology and 7-Year Warranty
- Thermal Pump Protection protects the pump from overheating if left in bypass
- Subaru EX17 gas engine
- Integrated cut-out for storage
- 65 gallon water tank
- Forklift openings on front of skid
- Complete set of quick connect nozzles
- 3/8", 50' Hose with quick connects

Technical Data

GPM		2.5
PSI		2700
Engine		Subaru EX17
CC		169
Fuel		Gas
Pump		Kärcher KG
Tank	gal.	65
Hose	ft.	50
Ship Weight	lbs.	490
Dimensions (no packaging) (L x W x H)	inches	39.942 x 47.750 x 35.380
Order No.		1.107-233.0

Options

Product name	Order No.	Description
Feet Kit	8.923-105.0	Rubber Feet Kit
Filter Kit	8.923-107.0	Inlet Filter Kit
Eye Bolts Kit	8.923-106.0	Lifting Eye Bolts Kit
Valve Kit	8.923-108.0	Three-Way Valve Kit

Cold Water | Electric Powered | Belt Drive



Rugged Roll-Cage Design.

These new belt-drive, electric roll cage models feature cleaning power of 5000 PSI and are available with either 230/3 phase or 460/3 phase. These units are specialty machines perfect for use in the marine market cleaning the bottom of boats or in the concrete industry for cleaning trucks, forms and handling equipment. Hoses, wands, guns and fittings are high-pressure rated and both models are ETL safety certified.



Powerful and durable

- 20 HP industrial-duty Baldor motor for years of reliable performance.
- Kärcher crankcase pump is belt-driven for longer-life and quieter operation than gear-driven models and comes with a 7-year warranty.
- Thermal Pump Protection protects the pump against excessive water temperature.
- ETL certification to UL and CSA standards.
- In-line water filter provides additional protection of the pump against dirt and debris.

Smart features

- 50-ft high pressure hose rated for 6,000 PSI with 11,000 PSI rated fittings and couplings.
- NEMA 4 Electrical Box houses all electrical components and protects them against house over-spray.
- High visibility spray gun and wand for operator safety and easy operation.
- Downstream detergent injection for application of soaps and other detergents.
- 12-ft electrical cord for connection to electrical circuit.

Outstanding mobility

- Roll-cage construction with 4 pneumatic tires and integrated lifting beam for easy maneuverability on all terrains and easy movement with a crane.
- Hand-operated safety brake keeps the unit from rolling when in use.

Technical Data and Equipment

HD 5.0/50 Eb Cage

HD 5.0/50 Ec Cage

- Rugged steel chassis & roll cage
- Kärcher Belt-drive crankcase pump
- Cleaning power of 5000 PSI
- 50' high-pressure hose
- 20 HP Baldor motor
- 13" tubed pneumatic tires

Technical Data

GPM	5.0	5.0
PSI	5000	5000
HP	20	20
Electrical	230V / 3ph	460V / 3ph
Amps	48	26
Pump	Kärcher KX	Kärcher KX
Ship Weight	lbs. 480	480
Dimensions (L x W x H)	inches 42 x 26 x 30	42 x 26 x 30
Order No.	1.107-084.0	1.107-087.0

Options (field installed)

Product name	Order No.	Description
100' hose reel kit	9.801-029.0	100' hose reel kit, 5000 PSI (hose not included)

Cold Water | Electric Powered | Belt Drive



Cold-Water Cabinet.

Our cold-water cabinet units really take the heat, accepting heated water up to 180°F. Protected in durable steel cabinets, they demonstrate industrial strength throughout, including belt-drive Kärcher crankcase pumps, industrial Baldor motors, and magnetic starters for operator safety. All models are ETL certified to UL and CSA safety standards.



Technical Data and Equipment

HD 2.8/10 ST Ed B HD 4.2/20 ST Ea B HD 4.2/20 ST Eb B HD 4.2/20 ST Ec B HD 4.2/20 ST Eh B

- Accept hot water up to 180°F
- Powder coated steel cabinets
- Belt-drive pump w/ 7-year warranty
- Available in 120V, 208V, 230V, 460V

Technical Data		HD 2.8/10 ST Ed B	HD 4.2/20 ST Ea B	HD 4.2/20 ST Eb B	HD 4.2/20 ST Ec B	HD 4.2/20 ST Eh B
GPM		2.8	4.2	4.2	4.2	4.2
PSI		1000	2000	2000	2000	2000
HP		2	6	6	6	6
Electrical		120V / 1ph	230V / 1ph	230V / 3ph	460V / 3ph	208V / 3ph
Amps		20	29	22	11	16
Pump		Kärcher KD	Kärcher KM	Kärcher KM	Kärcher KM	Kärcher KM
Ship Weight	lbs.	210	285	255	260	265
Dimensions (L x W x H)	inches	26 x 20 x 16	26 x 20 x 16	26 x 20 x 16	26 x 20 x 16	26 x 20 x 16
Order No.		1.575-300.0	1.575-301.0	1.575-302.0	1.575-303.0	1.575-305.0

Technical Data and Equipment



1, 2 Outstanding mobility features

- Wheel Kit with detergent rack and optional hose reel.
- Floor stand with caster wheels.

HD 3.5/30 ST Ea B

HD 3.5/30 ST Eb B

HD 3.5/30 ST Ec B

HD 3.5/30 ST Eg B

HD 3.5/30 ST Eh B

Technical Data

	HD 3.5/30 ST Ea B	HD 3.5/30 ST Eb B	HD 3.5/30 ST Ec B	HD 3.5/30 ST Eg B	HD 3.5/30 ST Eh B
GPM	3.5	3.5	3.5	3.5	3.5
PSI	3000	3000	3000	3000	3000
HP	7.5	7.5	7.5	7.5	7.5
Electrical	230V / 1ph	230V / 3ph	460V / 3ph	208V / 1ph	208V / 3ph
Amps	36	19	11	38	23
Pump	Kärcher KM	Kärcher KM	Kärcher KM	Kärcher KM	Kärcher KM
Ship Weight lbs.	330	275	270	332	271
Dimensions (L x W x H) inches	26 x 20 x 16	26 x 20 x 16	26 x 20 x 16	26 x 20 x 16	26 x 20 x 16
Order No.	1.575-306.0	1.575-307.0	1.575-308.0	1.575-309.0	1.575-310.0

Options (field installed)

Product name	Order No.	Description
Wheel Kit	9.801-031.0	Wheel Kit with Detergent Rack
Wall Mount Kit	9.801-033.0	Wall Mount Kit
Wall Mount Kit	8.903-043.0	Stainless Steel Wall Mount Kit
Floor Stand	8.903-040.0	Floor Stand, 24" short

Options (factory installed)

Conversion to Stainless Steel Cabinet	9.801-002.0*	Conversion to Stainless Steel Cabinet
Auto Start/Stop	9.801-011.0*	Auto Start/Stop
Time-Delay Shutdown	9.801-012.0*	Time-Delay Shutdown
Hour Meter	9.801-013.0*	Hour Meter
Floor Stand	9.801-034.0	Floor Stand, 36" Tall
Floor Stand	8.903-617.0	Stainless Steel Floor Stand, 36" Tall
Floor Stand	8.941-546.0	Stainless Steel Floor Stand, without Hose Hanger
Caster Wheels	9.801-035.0	Caster Wheels for Floor Stand
Hose Reel Kit, Floor Stand Only	9.801-036.0**	Hose Reel Kit, Floor Stand Only, 100 ft, No Hose
Hose Reel Kit for Wheel Kit	8.903-521.0**	Hose Reel Kit for Wheel Kit, 100 ft, No Hose
Cox Reel, Wall Mount	9.802-265.0**	Cox Reel, Wall Mount
Kit	8.903-039.0**	Kit, Hose Reel w/Bracket for Stand & Wall Mount Kits

**hose not included

Trailer Systems | Customized Mobile Packages


TRK-2500

Kärcher's TRK-2500 pressure washer trailer is designed to accommodate a variety of pressure washer skids. This trailer package is rugged, affordable, versatile, and easy to ship and store.

The TRK-2500 is made of rugged 10-gauge steel. The wheel and axle assembly features leaf-spring suspension of up to 3,500 lbs. The 39-inch tongue features a swing-away hinge that saves on storage space.

Customizing your trailer package is easy:

- Step 1: Select a compatible Kärcher pressure washer from page 10.
- Step 2: Customize your trailer with a broad selection of options and accessories, such as hose reels, electric or hydraulic brakes, etc.



Shown with optional Liberty Series hot water pressure washer skid

1 Easy storage and shipping

- Swing-away hinge makes for easy storing and shipping.

2 Convenience Options

- Hose reel, utility rack and saddle box options available.

Technical Data and Equipment

TRK-2500

- Electrical wiring recessed within tubular frame
- Lighted license plate holder and recessed tail lights
- 1,000 lb. swivel jack with a 2-inch ball coupler for quick and easy hook up of the trailer
- 3-way ball valve for easy switching of the water flow from the holding tank to a faucet
- High-density, polyethylene 200-gallon water tank with a 12-inch access port, 1 1/2-inch drain valve 3/4-inch float valve and a 50-mesh inlet filter; and two 5/16-inch chains for additional safety

Technical Data

Axle		Single
Gross Vehicle Weight Rating (GVWR)	lbs.	3500
Water Tank	gallons	200
Ship Weight	lbs	1072
Order No.		1.103-819.0

Liberty Series Skids (details on page 13)

Model	Order No	Description
HDS 3.9/30 Pe Cage	1.575-600.0	3.9 GPM @ 3,000 PSI, Gas, 12V DC Burner
HDS 4.8/30 Pe Cage	1.575-601.0	4.8 GPM @ 3,000 PSI, Gas, 12V DC Burner
HDS 4.8/30 Pe Cage	1.575-602.0	4.8 GPM @ 3,000 PSI, Gas, 120V AC Burner
HDS 4.7/35 Pe Cage	1.575-603.0	4.7 GPM @ 3,500 PSI, Gas, 12V DC Burner
HDS 4.7/35 Pe Cage	1.575-604.0	4.7 GPM @ 3,500 PSI, Gas, 120V AC Burner
HDS 5.6/35 Pe Cage	1.575-605.0	5.6 GPM @ 3,500 PSI, Gas, 12V DC Burner
HDS 5.6/35 Pe Cage	1.575-606.0	5.6 GPM @ 3,500 PSI, Gas, 120V AC Burner

Liberty Series Direct Drive Models (details on page 11)

HDS 3.5/35 Pe Cage	1.575-553.0	3.5 GPM @ 3,500 PSI, 389CC*, Electric, 12V DC Burner
--------------------	-------------	--

Liberty Series Cold Water Belt-Drive Models (details on page 25)

HD 3.7/35 Pb Cage	1.575-205.0	3.7 GPM @ 3,500 PSI, 389CC, Gas
-------------------	-------------	---------------------------------

Options

Skid mounting kit	8.917-294.0	Liberty Series Skid mounting kit (required for mounting pressure washer to trailer)
Cage Mounting	8.917-295.0	HDS 3.5/35 Pe Cage Mounting (required for mounting pressure washer to trailer)

Options (field installed)

Saddle Box	8.917-558.0	Saddle Box (ea)
Rock Guard	8.917-559.0	Rock Guard
Utility Rack	8.917-560.0	Utility Rack

Options (factory installed)

Brakes	8.917-397.0	Electric Brakes
Brake Breakaway Kit	8.917-553.0	Electric Brake Breakaway Kit
Brakes	8.917-398.0	Hydraulic Brakes
Hose Reel Kit	8.917-554.0	High Pressure Hose Reel Kit
Hose Reel Kit	8.917-555.0	Low Pressure Hose Reel Kit
Saddle Boxes	8.917-556.0	Saddle Boxes (2)
Rock Guard	8.917-557.0	Rock Guard
Battery	8.904-051.0	Battery Installed on Pressure Washer

Trailer Systems | Customized Mobile Packages

TRK-6000 | TRK-3500

Kärcher has made customizing a mobile wash system for on-site cleaning as easy as 1-2-3:

n Step 1: Choose from two rugged trailers—the dual-axle TRK-6000 with 330-gallon water tank or the single-axle TRK-3500 with 200-gallon water tank.

n Step 2: Choose a skid-mounted hot water pressure washer from those listed on page 6.

n Step 3: Customize your trailer with a broad selection of options and accessories, such as hose reels, chrome coverings, etc.

Both trailers are made of extra-rugged 2-by-3 inch structural tubing. The wheel and axle assembly feature leaf-spring suspension of up to 3,500 lbs. per axle and 15-inch, white-spoke wheels.



1 TRK-6000

■ Shown with options and gas-powered hot water pressure washer; accommodates both gas and diesel-powered pressure washers.



2 TRK-3500

■ Shown with options and gasoline-powered hot water pressure washer; accommodates gasoline-powered pressure washers only.

Technical Data and Equipment

TRK-6000

- Electrical wiring recessed within tubular frame;
- Lighted license plate holder and recessed tail lights;
- 1,000 lb. swivel jack with a 25/16-inch ball coupler for quick and easy hook up of the trailer;
- Two 3-way ball valves for easy switching of the water flow from the holding tank to a faucet;
- Rugged steel cage for security while transporting;
- High-density, polyethylene water tank with a 12-inch access port, 1 1/2-inch drain valve, 3/4-inch float valve and a 50-mesh inlet filter; and two 5/16-inch chains for additional safety.

TRK-3500

Additional Features:

- Single or tandem axle models for customer flexibility
- 200- or 330-gallon water tank made of high-density, polyethylene
- Electrical wiring recessed within rugged tubular frame
- Two 3-way ball valves for easy switching of water flow
- Many accessories and options available

Technical Data

		Tandem	Single
Axle		Tandem	Single
Gross Vehicle Weight Rating (GVWR)	lbs.	6000	3500
Water Tank	gallons	330	200
Ship Weight	lbs	1980 (trailer and water tank only)	840 (trailer and water tank only)
Order No.		1.103-807.0	1.103-806.0

Accessories






Options		
Product name	Order No.	Description
Battery		
Battery	8.904-051.0	Battery Installed On Pressure Washer
Brake: Electric brake options		
Electric Brake	8.902-437.0	Electric Brake, One Axle, TRK-6000
Electric Brake	8.902-445.0	Electric Brake, Two Axles, TRK-6000
Electric Brake	8.902-440.0	Electric Brake, TRK-3500
Height Adjustable Hitch	8.902-436.0	Height Adjustable Hitch w/ 3-in. Lunette Eye (Replaces Ball Coupler)
Ball Coupler	8.707-532.0	2-inch Ball Coupler (Fits Height Adjustable Hitch 8.902-436.0 above)
Ball Coupler	8.707-531.0	2- ⁵ / ₁₆ -inch Ball Coupler (Fits Height Adjustable Hitch 8.902-436.0 above)
Kit	8.917-553.0	Kit, Breakaway Actuator with Battery
Brake: Hydraulic brake options		
Hydraulic Brake	8.902-438.0	Hydraulic Brake, One Axle, TRK-6000 with 2-in. Ball Coupler
Hydraulic Brake	8.902-446.0	Hydraulic Brake, Two Axles, TRK-6000 with 2-in. Ball Coupler
Hydraulic Brake	8.902-441.0	Hydraulic Brake, TRK-3500 with 2-inch Ball Coupler
Hydraulic Brake	8.902-451.0	Hydr. Brake, One Axle, TRK-6000 w/ Height Adj. Hitch (Specify Coupler below)
Hydraulic Brake	8.902-452.0	Hydr. Brake, Two Axles, TRK-6000 w/ Height Adj. Hitch (Specify Coupler below)
Hydraulic Brake	8.902-453.0	Hydraulic Brake, TRK-3500, w/ Height Adjustable Hitch (Specify coupler below)
Coupler	8.707-532.0	Coupler, 2-inch Ball (Fits Height Adjustable Hitch 8.902-451.0 & 8.902-453 above)
Coupler	8.707-531.0	Coupler, 2- ⁵ / ₁₆ -inch Ball (Fits Height Adjustable Hitch 8.902-451.0 & 8.902-453 above)
Coupler	8.707-534.0	Coupler, 3-inch Lunette Eye (Fits Height Adjustable Hitch 8.902-451.0 & 8.902-453 above)
Chemical Rack		
Chemical Rack	8.912-409.0	Dual 5 gal. Bucket Chemical Rack
Hoses installed		
Hose	8.915-156.0	High-Pressure Hose, 3/8-inch x 100 ft., 2-Wire, Installed
Hose reel kits (hose not included)		
Hose Reel Kit	8.902-447.0	Hose Reel Kit for 100 ft. of 3/8-inch High-Pressure Hose
Hose Reel Kit	8.902-448.0	Hose Reel Kit for 200 ft. of 3/8-inch High-Pressure Hose
Hose Reel Kit	8.902-449.0	Hose Reel Kit for 75 ft. of 3/4-inch Industrial Garden Hose
Mounting kits		
Kit	8.902-455.0	Skid Mounting & Plumbing Kit (Required for Mounting Pressure Washer to Trailer)
Signage plate		
Signage Plate	8.902-469.0	Signage Plate
Wheels and Fenders		
Chrome Wheels	8.902-466.0	Chrome Wheels, Pair, (2 Pair Required for TRK-6000)
Chrome Fenders	8.902-468.0	Chrome Fenders, Pair, TRK-6000 Tandem Axle
Chrome Fenders	8.902-467.0	Chrome Fenders, Pair, TRK-3500 Single Axle

Detergents



Cleaning detergents for pressure washers.

Kärcher's cleaning detergents for pressure washers can optimize cleaning results while reducing cleaning time. Whether they lower energy consumption or reduce drain water pollution, they are ideal for use in industry, trade and food processing.

Product description	Application	Primary mixture	Properties	Order No.	Container	Ship weight lbs.
General cleaners						
 <p>KD-100 All-Purpose Cleaner is a non-caustic, butyl-based blend of ingredients formulated to provide a low-foaming detergent for safe removal of dirt and grime off a broad range of surfaces around the home or shop. It is formulated to pass through a pressure washer without damaging the high-pressure pump. Furthermore, it is safe to use on aluminum, stainless steel, glass, plastic, paint and fine automotive finishes.</p>	General Purpose	130:1	Biodegradable	9.803-789.0	5 gal pail	47
				9.803-791.0	55 gal drum ¹⁾	495
 <p>KD-120 All-Purpose Cleaner is a high-powered, non-caustic, general purpose cleaner with a bleach additive for extra-effective cleaning of floors, walls, cabinets, ceilings, pens and crates in a variety of applications, particularly kitchens, food processing and animal control. The chlorinated formula of KD-120 attacks stains, dirt, soils with carbon, oils, fats and greases plus removes mildew, mold, soap scum and tough odors. It's safe on aluminum, stainless steel, glass, plastic and paint. NSF registered for use in Federally inspected food plants.</p>	Kitchens	60:1	Biodegradable	9.803-712.0	5 gal pail ¹⁾	46
 <p>KD-130 General Purpose Cleaner is effective on grease and grime while safe for most surfaces including plastic, aluminum, glass, chrome and painted surfaces. Makes 45 gallons of cleaning solution.</p>	General Purpose	1:2	Biodegradable	8.698-086.0	1 gal ¹⁾	
 <p>KD-110 House and Deck Wash is a safe and effective outdoor house, siding and deck wash. Won't harm most vegetation when used correctly. Makes 45 gallons of cleaning solution.</p>	House and Deck	1:2	Biodegradable	8.698-087.0	1 gal ¹⁾	
Vehicle cleaners						
 <p>KD-200 Extra-Strength Vehicle Cleaner is concentrated, non-butyl, heavy duty vehicle wash formulated to quickly and effectively remove dirt, grime, grease and road film from vehicles. It is distinguished by a special alcohol ingredient that helps restore old vehicle painted surfaces and can even give paint a "newly waxed" appearance. KD-200 is ideal for vehicle wash facilities where it can be used on tractor-trailers, heavy equipment, shop floors, metal or plastic tanks, RVs, trucks, and autos.</p>	Vehicles	120:1		9.803-720.0	5 gal pail ³⁾	45
				9.803-750.0	55 gal drum ²⁾	496
				9.800-802.0	5/55 labels	
				9.803-721.0	Mix kit, 1-pack	

¹⁾ Cannot be shipped via UPS

²⁾ Hazmat product and cannot be shipped via UPS

³⁾ Hazmat product (UPS shipments are subject to UPS Hazmat fee)

	Product description	Application	Primary mixture	Properties	Order No.	Container	Ship weight lbs.
Vehicle cleaners							
	<p>KD-240 Super-Strength Vehicle Cleaner is a low-alkaline, butyl-based degreaser detergent designed for the toughest of vehicle cleaning tasks. This special emulsifying formula contains high-powered cleaning agents for attacking grease, baked-on grime, road film and smoke trails. It is excellent as a pre-spray for cleaning engines, whitewall tires and vinyl and metal tops. KD-240 is biodegradable and contains Kärcher's exclusive pump and coil protection formula.</p>	Vehicles	150:1		9.803-724.0	5 gal pail ³⁾	47
					9.803-754.0	55 gal drum ²⁾	506
	<p>KD-260 Heavy-Duty Vehicle Cleaner with wax is a highly concentrated vehicle cleaner that produces rich suds to increase dwell time and deep clean any vehicle surface. This formula is highly effective in removing road film and grime, yet is safe enough for use on polished aluminum. The wax additive gives KD-260 the extra performance feature that produces an attractive finish and shine for your vehicle. It also helps prevent dirt from adhering to the surface and reduces water spotting.</p>	Vehicles	150:1	Biodegradable	9.803-726.0	5 gal pail ³⁾	48
					9.803-758.0	55 gal drum ²⁾	517
					9.800-805.0	5/55 labels	
					9.846-052.0	Mix kit**	
	<p>KD-210 Vehicle Wash cleans cars, trucks, RVs, trailers, boats and rigs. Penetrates and loosens soil for effective and safe removal with a pressure washer. Makes 75 gallons of cleaning solution.</p> <p>NSF registered for use in Federally inspected food plants.</p>	Vehicles	1:4	Biodegradable	8.698-089.0	1 gal ¹⁾	46
Degreasers							
	<p>KD-300 General Purpose Liquid Cleaner-Degreaser is a highly concentrated, non-caustic degreaser ideal for cleaning and removing oil and grease from vehicles and equipment in many applications. Based on its foaming properties, KD-300 works great with cold water pressure washers. Its non-caustic properties make it safe on fine automotive finishes and is especially effective in removing hard-to-clean hydrocarbon-based deposits, such as baked-on carbon, caked-on axle grease and even asphalt or tar.</p>	Degreaser	150:1		9.803-730.0	5 gal pail ³⁾	47
	<p>KD-320 Heavy-Duty Cleaner-Degreaser is a heavy-duty, non-butyl, non-caustic degreaser that quickly penetrates and removes grime, oil and grease in a variety of applications, including vehicles, equipment, RVs, drilling rigs, trucks and other structures. This high-concentrated blend is formulated to wet, penetrate and suspend soil, oils and grease and yet is safe to use indoors or outdoors on virtually every surface, including aluminum, stainless steel, glass, plastic, paint and fine automotive finishes.</p>	Degreaser	150:1		9.803-732.0	5 gal pail ³⁾	48
					9.803-772.0	55 gal drum ²⁾	505
	<p>KD-330 Brown Soap Cleaner-Degreaser is an extra-strong, caustic-based cleaner and degreaser. It is ideal for cleaning heavy equipment, over-the-road vehicles and off-road machinery. This non-butyl detergent has just enough caustic to provide excellent cleaning horsepower while displaying the properties and usability of a non-caustic detergent. It is especially effective cleaning exhaust stains, road grime and heavy deposits of dirt and oil.</p>	Degreaser	50:1	Biodegradable	8.916-134.0	5 gal pail ³⁾	42
					8.916-140.0	55 gal drum ²⁾	515
					8.916-133.0	5/55 labels	
					9.846-048.0	Mix kit, 9-pack ²⁾	
					9.846-047.0	Mix kit, 1-pack ³⁾	
	<p>KD-340 Extra Heavy-Duty Cleaner-Degreaser is an highly concentrated, butyl-based degreaser designed for the toughest of vehicle cleaning tasks. The high-caustic formula has proven to be extra-effective in cleaning heavy equipment and off-road vehicles. It has the cleaning horsepower to remove heavy deposits of oil, grease as well as fifth wheel grease, hydraulic oils and diesel smoke stains.</p>	Degreaser	128:1	Biodegradable	9.803-734.0	5 gal pail**	48
					9.803-739.0	55 gal drum*	515
					9.800-808.0	5/55 labels	
					9.846-056.0	Mix kit, 9-pack ²⁾	
					9.846-055.0	Mix kit, 1-pack ³⁾	

¹⁾ Cannot be shipped via UPS

²⁾ Hazmat product and cannot be shipped via UPS

³⁾ Hazmat product (UPS shipments are subject to UPS Hazmat fee)

DETERGENTS

	Product description	Application	Primary mixture	Properties	Order No.	Container	Ship weight lbs.
Degreasers							
	KD-360 Super-Duty Cleaner-Degreaser is a highly concentrated and caustic, non-toxic degreaser that will tackle the toughest of cleaning tasks. It is extremely effective in removing the most difficult-to-clean oil, grease and hydrocarbon-based deposits. It cuts grease, grime, oil, burnt carbon and exhaust trails quickly and can even be used on everything from vent joods and ovens to engine blocks, heavy equipment and concrete floors. Do not use on aluminum, magnesium, galvanized metal or fine painted surfaces.	Degreaser	1:4	Biodegradable	9.803-736.0	5 gal pail ³⁾	58
					9.803-779.0	55 gal drum ³⁾	632
	KD-310 Equipment & Concrete Cleaner quickly and efficiently removes heavy grease from equipment and machinery as well as concrete surfaces. Concentrated formula makes 75 gallons of cleaning solution.	Degreaser	1:4	Biodegradable	8.698-090.0	1 gal ¹⁾	
Specialty cleaners							
	RM 110 RTU (Ready to Use) is a multi-component product made from heat-resistant organic and inorganic salts. Its stabilizing action on the minerals, which cause hardness in water, is based on its capacity to impede the growth of mineral deposits thus extending both the life of a heating coil and the time between acid cleanings. For units with output of 2.1-3.5 GPM Set pulse generator at 32-55 seconds. For units with output of 3.5-5.3 GPM Set pulse generator at 10-50 seconds.	Scale Inhibitor			9.556-111.0	4 x 1-gal	37
					8.698-058.0	12 x 1-quart	30
					9.556-011.0	5 gal pail	46
	RM 99 Solar Cleaner is specially formulated for cleaning solar and photovoltaic systems, and it's perfectly adapted to their unique surfaces. It is highly efficient, gentle on materials, biodegradable and removes even stubborn and greasy stains. It prevents the formation of limescale and maximizes the effectiveness of the system at minimum cost.	Solar cleaner	150:1	Biodegradable	8.698-094.0	5 gal (18.9 L)	
	KD-110 Paint Prep provides a clean, paint-ready surface for professional results. Low foaming concentrate makes 180 gallons of cleaning solution.	Cleaner		Biodegradable	8.698-088.0	1.5 lb. ¹⁾	
Aluminum brightner & coil cleaners							
	KD-460 Super-Strength Aluminum Brightner is an extra strength, acid-based, aluminum brightener designed to tackle the toughest cleaning of truck trailers, aluminum wheels and for preparing aluminum for painting. Do NOT use on glass, polished aluminum or anodized aluminum. It uses ammonium bifluoride, not hydrofluoric acid, and is non-fuming, yet effective in removing grease, oils, baked-on carbon and diesel smoke.	Brightner	5:1-20:1	Biodegradable	9.803-746.0	5 gal pail ²⁾	50
					9.803-747.0	55 gal drum ²⁾	537
	KD-480 Polished Aluminum Cleaner is a concentrated, nonetching detergent formulated to quickly penetrate and remove grease, grime, dirt, road film and welding smut from polished aluminum and stainless steel surfaces. This ready-to-use, precise blend of acids, inhibitors and surfactants is biodegradable and is a medium-foaming product that should be applied without dilution.	Cleaner	Undiluted	Biodegradable	9.803-748.0	5 gal pail ³⁾	48
					9.803-749.0	55 gal drum ¹⁾	521
	KD-420 Acid-Based Coil Cleaner is a powerful, acid-based coil cleaner that effectively attacks rust and hard water deposits in pressure washer hot water coils. KD-420 does not contain mineral acids, such as hydrochloric (muriatic), sulfuric and hydrofluoric acids that are commonly used in other coil conditioners. Even though it is acid-based, KD-420 is formulated so it can safely pass through a pressure washer without damaging the high-pressure pump. Do NOT use on aluminum or tin.	Coil cleaner	16:1	Biodegradable	9.803-742.0	12 x 2 lbs.*	28

¹⁾ Cannot be shipped via UPS

²⁾ Hazmat product and cannot be shipped via UPS

³⁾ Hazmat product (UPS shipments are subject to UPS Hazmat fee)

Graffiti remover



Easy-to-apply liquid formulas.

Kärcher Graffiti Remover products are easy-to-apply liquid formulas with deep penetrating action designed for use on many surfaces. There are three strong, fast-acting product formulations that safely penetrate and loosen the graffiti making it easy to remove. No extended soak time is needed and Kärcher Graffiti Remover can be applied and re-applied to wet surfaces without waiting to dry first, as is the case with other graffiti removers.

	Product description	Application	Primary mixture	Properties	Order No.	Container	Ship weight lbs.
Graffiti removers							
	Brick, Masonry & Concrete Cleaner re-liquefies and dissolves spray paint and marker tracks within seconds. No extended soak time is needed and it can be re-applied to wet surfaces as needed, without waiting for the surface to dry. Removes graffiti in 90 seconds or less.	Brick Masonry Concrete	1:4	Biodegradable	8.698-039.0	Case of 4 x 1-gal jugs ²⁾	
					8.698-040.0	Case of 12 x 1-qt. bottles ²⁾	
Pump guard							
	Kärcher Pump Guard provides freeze protection down to -25°F. Kärcher's environmentally friendly Pump Guard is specifically formulated to prolong the life of your pressure washer. This specially formulated solution will protect your pressure washer from corrosion, premature wear and freezing (down to -25° F). It also adds lubrication to your pressure washer's valves and seals to prevent sticking in the future and provides superior protection over using anti-freeze alone.	Pump guard			9.558-998.0	16 oz.	1

¹⁾ Cannot be shipped via UPS

²⁾ Hazmat product and cannot be shipped via UPS

³⁾ Hazmat product (UPS shipments are subject to UPS Hazmat fee)



makes a difference

12/2014 · p/n 9.807-5700 · Rights to technical modifications reserved.

**Please contact us for
more information:**

Kärcher North America
750 W. Hampden Avenue, Suite 400
Englewood, CO 80110
U.S.A.

Tel. 800-456-6649
Fax 303-738-2818

www.karcher.com/us

Kärcher Canada
6535 Millcreek Drive Unit 67
Mississauga, ON L5N 2M2
Canada

Tel. 905-672-8233
Fax 905-672-3155

www.karcher.ca